

AVANLANCHE

PLAYOFFS
PLAYOFFS



PLAYOFFS
PLAYOFFS
PLAYOFFS



2021 COLORADO AVALANCHE

POSTSEASON MEDIA GUIDE

2020-21 COLORADO AVALANCHE



DAN RENUF
#2 DEFENSEMAN



BOWEN BYRAM
#4 DEFENSEMAN



ERIK JOHNSON
#6 DEFENSEMAN




DEVON TOEWS
#7 DEFENSEMAN



CALE MAKAR
#8 DEFENSEMAN



DENNIS GILBERT
#9 DEFENSEMAN



MATT CALVERT
#11 LEFT WING



JAYSON MEGNA
#12 CENTER



VALERI NICHUSHKIN
#13 RIGHT WING



SHELDON DRIES
#15 CENTER



TYSON JOST
#17 CENTER



ALEX NEWHOOK
#18 CENTER



BRANDON SAAD
#20 LEFT WING



CONOR TIMMINS
#22 DEFENSEMAN




PATRIK NEMETH
#24 DEFENSEMAN



LOGAN O'CONNOR
#25 RIGHT WING



JACOB MacDONALD
#26 DEFENSEMAN



RYAN GRAVES
#27 DEFENSEMAN



NATHAN MacKINNON
#29 CENTER



PHILIPP GRUBAUER
#31 GOALTENDER


2020-21 COLORADO AVALANCHE



HUNTER MISKA
#32 GOALTENDER



CARL SODERBERG
#34 CENTER



JONAS JOHANSSON
#35 GOALTENDER



T.J. TYNAN
#36 CENTER



J.T. COMPHER
#37 LEFT WING



LIAM O'BRIEN
#38 CENTER



PAVEL FRANCOUZ
#39 GOALTENDER



DEVAN DUBNYK
#40 GOALTENDER



PIERRE-EDOUARD BELLEMARE
#41 CENTER



KIEFER SHERWOOD
#44 LEFT WING



SAMUEL GIRARD
#49 DEFENSEMAN



MARTIN KAUT
#61 RIGHT WING



KEATON MIDDLETON
#67 DEFENSEMAN



JOONAS DONSKOI
#72 RIGHT WING



KYLE BURROUGHS
#88 DEFENSEMAN



NAZEM KADRI
#91 CENTER



GABRIEL LANDESKOG
#92 LEFT WING



ANDRE BURAKOVSKY
#95 LEFT WING



MIKKO RANTANEN
#96 RIGHT WING

TABLE OF CONTENTS

2020-21 COLORADO AVALANCHE POSTSEASON MEDIA GUIDE

Table of Contents	3
Avalanche Directory	4

2020-21 SEASON RECAP

Season Notes	6-14
How the Avalanche was Built	15-16
Colorado Avalanche Roster	17
Regular-Season Stats	18
Season Breakdown	19
Team Game-by-Game	20
Player Game-by-Game	21-26
2020-21 Transactions	27-30
Season Injuries / Coach's Challenges	31
Season Highs and Lows	32-35
2021 Milestones / Record by Jersey	36

2020-21 COLORADO AVALANCHE

Jared Bednar and Avalanche Coaching Staff	38-39
Pierre-Edouard Bellemare	40
Andre Burakovsky	41
Bowen Byram	42
Matt Calvert	43
J.T. Compher	44
Joonas Donskoi	45
Devan Dubnyk	46
Pavel Francouz	47
Samuel Girard	48
Ryan Graves	49
Philipp Grubauer	50-51
Jonas Johansson	52
Erik Johnson	53
Tyson Jost	54
Nazem Kadri	55
Gabriel Landeskog	56
Jacob MacDonald	57
Nathan MacKinnon	58-59
Cale Makar	60
Patrik Nemeth	61
Alex Newhook	62
Valeri Nichushkin	63
Liam O'Brien	64
Logan O'Connor	65
Mikko Rantanen	66
Brandon Saad	67
Kiefer Sherwood	68
Carl Soderberg	69
Conor Timmins	70
Devon Toews	71
Kyle Burroughs/Sheldon Dries	72
Dennis Gilbert/Martin Kaut	73
Jayson Megna/Keaton Middleton	74
Hunter Miska/Dan Renouf	75
T.J. Tynan	76

PLAYOFF RECORD BOOK

All-Time Playoff Record	78
Franchise Playoff Records	79-81
Franchise Playoff Leaders	82
Single Season Playoff Leaders	83
Hat Tricks, Save Records, Longest/Shortest Games	84
Year-by-Year Playoff Results	85-87
Year-by-Year Playoff Statistics	88-100

2020-21 MEDIA GUIDE CREDITS

The 2020-21 Colorado Avalanche Media Guide was written and compiled by Brendan McNicholas and Danielle Bernstein. Design and layout by Brendan McNicholas and Danielle Bernstein. Cover design by Joey Maestas. Editing assistance provided by Andy Vernier. Photographers include Michael Martin, Dilip Vishwanat, Dustin Bradford, NHL Images, and Getty Images. The book was printed at Ball Arena with assistance from Andy Vernier and Jeff Segura. Statistics provided by the National Hockey League, Elias Sports Bureau and STATS Inc. Special thanks to the entire NHL Stats staff, as well as Benny Ercolani and Dan Diamond. The information contained in this publication was compiled by the Colorado Avalanche Communications Department. Any commercial use of this information in whole or in part is prohibited without the prior written consent of the Colorado Avalanche Hockey Club. All NHL and team logos within are the property of NHL Enterprises and the respective teams and may not be reproduced commercially without the prior written consent of NHL Enterprises.

All information as of May 16, 2021.
Copyright © 2021 - All Rights Reserved

COLORADO AVALANCHE HOCKEY CLUB

Ball Arena, 1000 Chopper Circle, Denver, Colorado, 80204 | (303) 405-1100 main | (303) 893-0614 fax | www.ColoradoAvalanche.com

EXECUTIVE STAFF

Owner/Chairman, Kroenke Sports & Entertainment, LLC..... E. Stanley Kroenke
President & Governor, Avalanche & Vice Chairman, Kroenke Sports & Entertainment, LLC..... Josh Kroenke
Executive Vice President/General Manager/Alternate Governor..... Joe Sakic
Assistant General Manager, Avalanche & General Manager, Colorado Eagles..... Craig Billington
Assistant General Manager..... Chris MacFarland
Vice President of Hockey Administration..... Charlotte Grahame

COACHING STAFF

Head Coach..... Jared Bednar
Assistant Coaches..... Ray Bennett, Nolan Pratt
Goaltending Coach..... Jussi Parkkila
Video Coach..... Brett Heimlich
Skills Coach..... Shawn Allard

MEDICAL STAFF

Head Athletic Trainer..... Matt Sokolowski
Assistant Athletic Trainer/Physical Therapist..... Scott Woodward
Assistant Athletic Trainer..... Donovan Delarosbil

EQUIPMENT STAFF

Head Equipment Manager..... J.C. Ihrig
Assistant Equipment Manager..... Don White
Assistant Equipment Manager..... Brad Lewkow

STRENGTH & CONDITIONING / MESSAGE STAFF

Strength & Conditioning Coach..... Casey Bond
Assistant Strength & Conditioning Coach..... Chase Engdahl
Massage Therapist..... Gregorio Pradera

PRO SCOUTING STAFF

Director, Reserve List Scouting..... Brad Smith
Sr. Pro Scout..... Garth Joy
Pro Scouts..... Cody Bass, Mike Battaglia, Dan Laperriere,
..... Curtis Leschyshyn, Terry Martin
Pro Scout (Europe)..... Miroslav Zalesak

AMATEUR SCOUTING STAFF

Director of Amateur Scouting..... Alan Hepple
Head, European Scouting..... Joni Lehto
Scouts..... John Funk, Henrik Gradin, Alexei Gusarov,
..... Wade Klippenstein, Jerome Mesonero, Don Paarup,
..... Norm Robert, Neil Shea, Lyle Wingert

ANALYTICS STAFF

Hockey Analysts..... Arik Parnass, Dawson Sprigings, David Wood
Director of Video Scouting..... Mike Battaglia
Assistant Video Scout..... Mitch Sakic

PLAYER DEVELOPMENT STAFF

Development Coaches..... Brett Clark, Steven Reinprecht, Brian Willisie

HOCKEY ADMINISTRATION

Senior VP, Communications & Team Services..... Jean Martineau
Vice President of Media Relations..... Brendan McNicholas
Executive Director, Hockey Administration..... Suzanne Borchert
Director, Team Services & Immigration..... Erin DeGraff
Director of Security..... John Burbach
Media Relations Coordinator..... Danielle Bernstein

COLORADO EAGLES (AHL AFFILIATE)

Head Coach..... Greg Cronin
Assistant Coaches..... Aaron Schneekloth, Ryan Tobler
Goaltending Coach..... Ryan Bach
Business/Video Coordinator..... Steven Petrovek
Head Athletic Trainer..... Brent Woodside
Assistant Athletic Trainer..... Caleb Kurt-Hurst
Head Equipment Manager..... Cliff Halstead
Assistant Equipment Manager..... Bryce Blinkhorn

TEAM INFORMATION

Team Colors..... Burgundy, Silver, Blue and Black
Team Founded..... 1979 Quebec Nordiques
..... Relocated to Colorado 1995
Home Ice..... Ball Arena (17,809)
Practice Facility..... South Suburban Family Sports Center
Minor League Affiliates..... Colorado Eagles (AHL)
..... Utah Grizzlies (ECHL)
Television Outlet..... Altitude Sports & Entertainment Network
Radio..... Altitude Radio Network (Flagship: Altitude Sports Radio 92.5 FM)

SEASON NOTES

2020-21 COLORADO AVALANCHE TEAM NOTES

AVS WIN PRESIDENTS' TROPHY, DIVISION TITLE

The Avalanche finished the season 39-13-4 (82 points), winning the Honda West Division and Presidents' Trophy for the best record in the league... Colorado finished with its highest points percentage in franchise history (.732), breaking the previous mark of .720 set in 2000-01... The Avs went 5-0-0 over the final seven days of the season to win the division, which included a comeback victory in Vegas on May 10 and scoring five unanswered goals in the season finale to rally for a 5-1 win over the Kings on May 13... The Avs were the first team to win the Presidents' Trophy in their final game of the season since Vancouver in 2011-12... The Avs claimed their third Presidents' Trophy (1996-97, 2000-01) and 10th division title since moving to Denver (12th in franchise history)... The Avs overcame two COVID-related pauses, the only team to pause twice in 2020-21, and the second-most man-games lost to injury in the league with 313... The Avalanche's 82 points tied Vegas atop the league standings but Colorado had the tiebreaker with five more regulation wins.

SOME LIKE IT HOT

The Avs ended the season on a five-game win streak and went 8-1-0 in their last nine to secure home ice throughout the playoffs... Colorado was 18-5-0 in its last 23 games, 26-5-2 in its last 33 contests and 30-7-3 in its last 40 games... That's the NHL's best record since March 29 (.783), March 10 (.818) and Feb. 26 (.788), respectively.

THIRD PRESIDENTS' TROPHY

The Avalanche claimed their third Presidents' Trophy (1996-97, 2000-01), becoming the fifth franchise to win the award three or more times since its inception in 1985-86, following the Red Wings (six), Bruins (three), Capitals (three) and Rangers (three)... Only Detroit (five) and Washington (three) have won as many times since the Avalanche began play in Denver in 1995-96.

AIN'T NO MOUNTAIN HIGH, AIN'T NO VALLEY LOW

Colorado's first overall finish came just four years after finishing last overall in the standings in 2016-17... The Avs are the first NHL team to go from worst to first in four seasons or less since the Bruins in 1970-71... Boston finished last in the league just four years earlier in 1966-67.

PLAYOFF BOUND

The Avalanche are heading to the Stanley Cup Playoffs for the fourth straight year, the third-longest run in franchise history... Quebec/Colorado made 11 straight trips to the postseason from 1995 to 2006 and the Nordiques made seven straight from 1981 to 1987... This will be the 26th postseason appearance in franchise history and 17th since moving to Denver.

TIME'S A WASTING

The Avalanche on April 22 became the second NHL team to clinch this season, one night after Vegas (although Colorado did it in two fewer games)... The Avs completed 79% of their season at the time of clinching (44 of 56 games)... Only the 1992-93 Nordiques completed less of their season at the time of clinching in franchise history (77%, 65/84).

HOME SWEET HOME

The Avalanche finished 22-4-2 at home (.821), tied with Pittsburgh for the most wins and points (46) in the league... The .821 home points percentage was the club's highest since relocating to Denver, topping the .768 by the 2000-01 squad... The only season in franchise history with a better home mark was 1994-95 (.875 by Quebec)... Colorado finished the season on a nine-game home winning streak and went 16-0-1 in its final 17 at Ball Arena, tying the franchise record for the longest home point streak... It was also the longest home point streak in the league in 2020-21... The Avs out-scored their opponents 110-54 (+56) on home ice.

LONGEST HOME POINT STREAKS, FRANCHISE HISTORY

17 Mar. 10-May 13, 2021 (16-0-1)

17 Jan. 20-Apr. 6, 2003 (14-0-2-1)

15 Mar. 1-May 3, 1995 (13-0-2)

SEASON NOTES

2020-21 COLORADO AVALANCHE TEAM NOTES

HOW THE WEST WAS WON

Colorado won the season series against all seven Honda West Division foes.

ANAHEIM	6-1-1	13
ARIZONA	6-1-1	13
LOS ANGELES	7-1-0	14
MINNESOTA	5-2-1	11
SAN JOSE	6-2-0	12
ST. LOUIS	5-3-0	10
VEGAS	4-3-1	9

KEEP YOUR FRIENDS CLOSE BUT YOUR ENEMIES CLOSER

Colorado's 56-game schedule consisted entirely of divisional games, as the Avs faced fellow Honda West Division foes Anaheim, Arizona, Los Angeles, Minnesota, St. Louis, San Jose and Vegas eight times apiece (four home/away)... This year marked the first time that the Avs played an opponent eight times in a season since 2007-08, when they met each of their Northwest Division foes eight times apiece... Prior to the franchise relocating, the Quebec Nordiques played their Adams Division opponents eight times per season from 1981-82 to 1991-92 and met the expansion Ottawa Senators nine times in 1992-93... Vegas was the first team to ever play the Avalanche/Nordiques four consecutive games during the regular season (Feb. 14-22) and the Avs played four straight ROAD games against the same opponent for the first time from April 14-26 in St. Louis... Colorado's seven wins against Los Angeles (7-1-0) were its most ever against one opponent in a single season since relocating to Denver... The Nordiques had more wins against a team only once, going 8-1-0 against the expansion Senators in 1992-93... The Avs were 4-0-0 at home against both the Kings and Sharks this year, the first time they've gone 4-0-0 or better against an opponent at home since 2007-08 vs. Edmonton (4-0-0)

INJURY BUG

The Avalanche finished first overall in the league despite losing 313 man-games due to injury, second in the NHL behind only Chicago (335)... The only NHL team with two different COVID-related pauses in 2020-21, the Avs lost 11 players to a COVID protocol related absence at some point.

RECORD RUNS

The Avalanche posted their best 20-game stretch in franchise history from March 10–April 14 (17-1-2), tied their best 25-game stretch from Feb. 26–April 11 (19-3-3) and matched their best 30-game stretch from Feb. 26–April 26 (22-5-3)... The only other 30-game stretch to yield 47 points was Jan. 30–March 31, 2003 (21-4-2-3) and the only other 25-game stretch with 41 points was Jan. 20–March 13, 2003 (18-2-3-2)... The Avs were the first NHL club to reach 30 wins (April 14) and 60 points (April 11) and the last to suffer its 10th regulation loss (April 24).

IN BEDSIE WE TRUST

Jared Bednar led the Avalanche to the Presidents' Trophy and Honda West Division championship during his fifth season behind the bench... The 2020-21 Avalanche posted their highest points percentage in franchise history (.732), topping the 2000-01 team (.720), while Bednar's .732 winning percentage was by far the best of any Colorado/Quebec coach in a single season... He owns a 184-149-39 (.547) career record, which includes a 162-93-35 (.619) mark and four straight playoff appearances since the start of 2017-18... Bednar coached his 360th career game on April 22 at St. Louis, passing Bob Hartley (359) for the most games coached in Avalanche history (since 1995-96)... Passed Marc Crawford (165) for the third-most wins in franchise history on March 25 vs. Vegas, as he now trails only Michel Bergeron (265) and Hartley (193) on that list... Hired on Aug. 25, 2016, Bednar is the fifth-longest tendered coach in the NHL behind Jon Cooper (March 25, 2013), Paul Maurice (Jan. 12, 2014), Jeff Blashill (June 9, 2015), Mike Sullivan (Dec. 12, 2015).

OVERALL FINISH UNDER BEDNAR

2016-17	30th
2017-18	17th
2018-19	17th
2019-20	3rd
2020-21	1st

SEASON NOTES

2020-21 COLORADO AVALANCHE TEAM NOTES

25 SEASONS OF AVALANCHE HOCKEY

The Avalanche are celebrating their 25th anniversary season in Denver this year...The Avs arrived in the Mile High City on July 1, 1995 when COMSAT Entertainment Group officially acquired the Nordiques...Six weeks later on August 10, 1995, the team was introduced as the Colorado Avalanche...The Avs played their inaugural game on October 6, 1995, a 3-2 victory over the Detroit Red Wings at McNichols Sports Arena.

GETTING IT DONE AT BOTH ENDS OF THE ICE

The Avs were the highest-scoring team in the league, potting 197 goals for an average of 3.52 per game...It was the first time since relocating to Denver that the Avalanche led the league in goals...The Nordiques finished first once, 1994-95...Colorado allowed the third-fewest goals against (132), yielding only 2.46 per night...The Avs finished second in the NHL in goal differential at +64, the highest by an Avalanche team since 2000-01 (+78)...Colorado out-scored the opposition by an average of 1.16 goals-per-game, a franchise record...Avalanche netminders posted eight shutouts, second in the NHL and their most in a season 2009-10 (eight)...Colorado was 33-2-3 when scoring three or more goals and 36-5-1 when allowing three or fewer (32-1-0 when allowing two or less).

HIT ME WITH YOUR BEST SHOT

Colorado finished second in the NHL in shots-per-game (34.6) and first in shots-against-per-game (25.4)...It marked the first time in franchise history that the Avs allowed the fewest shots against...The Avalanche led all teams with a +514 shot differential, far ahead of the next closest team (Boston, +350)...Colorado out-shot its opponents by an average of 9.18 shots per game, the highest differential since the Red Wings in 2007-08 (10.85)...The Avalanche out-shot their opponents in 45 of their 56 contests this season (most in NHL) and went 33-10-2 when holding an edge in shots, the most wins of any club...The Avs had over 40 shots 10 times, going 10-0-0 in those contests.

BACK-TO-BACK

The Avalanche went a combined 16-1-3 in their 10 back-to-back games this season, 9-1-0 in the first contest and 7-0-3 in the second...The Avs swept each of their final five back-to-backs, a franchise record for consecutive sweeps.

LET'S GRUBB TONIGHT

Philipp Grubauer tied for the league lead in shutouts (7), finished second in wins (30) and was third in goals-against average (1.95), all career bests...His seven shutouts equaled the second-most in a single season in franchise history, trailing only Patrick Roy's nine in 2001-02...Grubi was just the sixth different goaltender in franchise history to reach the 30-win plateau, joining Roy (seven times), David Aebischer, Craig Anderson, Peter Budaj and Semyon Varlamov...His 1.95 GAA fell just short of Roy's 1.94 in 2001-02 for the best in franchise annals...Grubauer finished second in the league in win percentage (.763), the second-highest in franchise history to only Jocelyn Thibault's .813 in 1994-95...Grubi appeared in a career high 40 games (39 starts), fifth in the NHL...He set franchise records for consecutive games with a point (12-0-1, March 10–April 5) and consecutive home games with a point (13-0-1, March 1–May 12)...Grubi was the West Division First Star of the Month for March after tying the NHL record for wins in a single month (12).

CLOSE ENCOUNTERS

The Avs finished 17-3-4 (.708) in one-goal contests this season, the second best record in the NHL behind Washington (.760, 19-1-5).

ALL HAIL CALE

Cale Makar recorded 44 points (8g/36a) in 44 games, the only NHL defenseman to average a point-per-game in 2020-21...He joined Steve Duchesne (82 points in 82 games with Quebec in 1992-93) as the only blueliners in franchise history to average a point-per-game in a single season (qualifiers)...Makar was the first defenseman to accomplish the feat at age 22 or younger since Brian Leetch in 1990-91 (1.10)...Cale is just the fourth blueliner overall in the last 10 seasons to average a point-per-contest (min 40 GP), joining Erik Karlsson in 2015-16 (1.00), Brent Burns in 2018-19 (1.01) and John Carlson in 2019-20 (1.09)...Makar's 44 points tied for fifth among NHL defensemen, while his 36 assists tied for fourth...He became the first blueliner in franchise history to record 40-plus points in each of his first two NHL seasons...Makar's 0.93 career points-per-game average is the sixth-highest ever by a defenseman behind Bobby Orr (1.39), Harry Cameron (1.10), Paul Coffey (1.09), Denis Potvin (0.99) and Ray Bourque (0.98).

YOU'RE THE FIRST, THE LAST, MY EVERYTHING

The Avalanche scored the first goal of the game in 36 of its 56 contests, tied with Vegas for the most times scoring first in the league...Colorado posted a 29-5-2 mark when scoring first, the second most wins behind Vegas (31).

SEASON NOTES

2020-21 COLORADO AVALANCHE TEAM NOTES

SOMETHING SPECIAL

Colorado finished eighth in both power play percentage (22.7) and penalty killing (83.1)...It marked just the second time in the last 15 years that Colorado finished among the top 10 in both categories (2017-18 was the other).

HOW D-LIGHTFUL

Fifteen different defenseman played for the Avalanche this season, tied with Nashville for the most of any club, and tied for the second-most in franchise history (16 in 2010-11)...That defensive unit combined for 147 points (26g/121a) the most of any team.

YOU MADE YOUR POINT

Colorado had a 15-game point streak (13-0-2) from March 10–April 5, just one shy of the franchise record set in 2000-01...The Avs out-scored the opposition 67-28 (+39) during the streak and out-shot them 591-369 (+222).

LONGEST POINT STREAKS, FRANCHISE HISTORY

16	Dec. 27, 2000–Jan. 30, 2001	12-0-3-1
15	March 10–April 5, 2021	13-0-2
14	Jan. 20–Feb. 20, 2003	11-0-2-1

TAKING IT ONE MONTH AT A TIME

The Avalanche had a winning record in all five months during the 2020-21 season, going 6-3-1 in January, 5-3-0 in February, 12-2-3 in March, 9-4-0 in April and 7-1-0 in May...The Avalanche have now had 14 consecutive “winning” months going back to February 2019, the longest such streak in franchise history...The previous mark was 10 straight winning months from March 2000 to Oct. 2001...March was the Avalanche’s best month in franchise history and they followed that up with their most successful April and a May in which they posted their second-highest points percentage in a single month (.875).

BOUNCING BACK

The Avs were 13-4-0 following a loss of any kind this season.

WE'RE GOING STREAKING

Nathan MacKinnon had a career-high, 15-game point streak from March 27–April 28, the longest run in the NHL this season and the longest streak by an Avalanche player since Paul Stastny’s 20-game run in 2006-07...MacKinnon had a 17-game road point streak from Feb. 16–May 3, the second-longest streak in franchise history behind Peter Stastny’s 23-game stretch for Quebec in 1983-84...MacKinnon finished third in the NHL with 36 away points (9g/27a).

LONGEST POINT STREAKS IN 2020-21 SEASON

15	Nathan MacKinnon (COL)	Mar. 27–Apr. 28
14	Dougie Hamilton (CAR)	Feb. 27–Mar. 27
13	Auston Matthews (TOR)	Jan. 24–Feb. 20

EVERYBODY'S WORKING FOR THE WEEKEND

The Avs finished 9-0-0 on Fridays this season and 7-1-2 on Saturdays.

SEASON NOTES

2020-21 COLORADO AVALANCHE TEAM NOTES

IN GRAND FASHION

Colorado's 3-0 victory over San Jose on April 30 was the Avalanche's 1,000th regular-season win since moving to Denver (1007-728-101-142)... Only five other teams have over 1,000 wins during that time span: Detroit (1061), Pittsburgh (1026), Dallas (1025), Washington (1015), St. Louis (1008).

1 – Oct. 6, 1995 vs. Detroit (3-2)
100 – Oct. 9, 1997 vs. San Jose (3-2)
200 – Jan. 11, 2000 vs. Nashville (4-2)
300 – Jan. 21, 2002 vs. Buffalo (3-2)
400 – April 2, 2004 at Columbus (4-2)
500 – Nov. 28, 2007 vs. Edmonton (4-2)
600 – March 6, 2010 vs. St. Louis (7-3)
700 – Oct. 19, 2013 at Buffalo (4-2)
800 – Dec. 17, 2015 vs. NY Islanders (2-1)
900 – Nov. 23, 2018 at Arizona (5-1)
1000 – April 30, 2021 vs. San Jose (3-0)

WIN 1,500

The May 7th victory in Los Angeles was the franchise's 1,500th regular season win including their time in Quebec (1504-1327-261-142)... They became the first team among the 1979 WHA expansion clubs to reach 1,500... Edmonton has 1469, Hartford/Carolina 1361, Winnipeg/Arizona 1335.

FIN-ISHING STRONG

Mikko Rantanen led the Avalanche and ranked fifth in the NHL in goals (30) and points (66-tied) in 52 games... His goal and point totals both led the Honda West Division... He reached the career 30-goal mark for the second time in his career (31 in 2018-19) and joined Milan Hejduk (five times) as the only right wingers in Avalanche history to have multiple 30-goal seasons... Rantanen scored his 30th in his 48th game on May 7 in Los Angeles, requiring the second-fewest contests to reach 30 in Avalanche history (Sakic hit the 30 mark in his 44th contest in 1995-96)... Rantanen led the NHL with a +30 plus/minus rating, the second straight year that an Avs skater has paced the league in that category (Ryan Graves)... Mikko's 0.58 goals-per-game average ranked fourth in the league and was the highest by an Avalanche player since Hejduk (0.61) in 2002-03... He scored 21 of his 30 goals at even strength, tied for fourth in the NHL... He took over the team scoring lead with a pair of assists in the final game of the regular season on May 13 vs. Los Angeles, becoming the first Colorado player other than Nathan MacKinnon to lead the team in points since 2015-16 (Matt Duchene).

NOW THAT'S A RECORD....PERIOD

The Avalanche scored a goal in 20 consecutive periods from March 12-23, a new franchise record.

CONSECUTIVE PERIODS WITH A GOAL

20 Mar. 12-23, 2021
18 Nov. 6-16, 1996
18 Oct. 8-21, 1992
17 Nov. 3-14, 1987
17 Jan. 3-14, 1984

JOONAS DON-SCORE

Joonas Donskoi on March 31 vs. Arizona recorded the fastest hat trick to start a game in franchise history, lighting the lamp three times in the opening 7:31 of the first period... The previous mark was 15:46 set by Quebec's Alain Cote on April 1, 1982 at Boston... Donskoi's three goals came 3:27 apart, marking the second-fastest hat trick in franchise history... Cote's hat trick was in 2:17 during that April 1, 1982 affair... It was the second career hat trick for Donskoi and he became the first Colorado player to score three goals in a period since Tomas Fleischmann on Dec. 15, 2010 at Chicago (3rd).

SEASON NOTES

2020-21 COLORADO AVALANCHE TEAM NOTES

BRING IT ON HOME TO ME

The Avs finished 7-1-1 (.833) on their nine-game homestand in March, equaling the second-best homestand of nine or more games in NHL history... After starting the home stay 1-1-1, Colorado finished by winning its final six contests... The nine-game stay was the longest continuous homestand in franchise history, as Colorado had one of equal length in 2001-02 but that was wrapped around the Olympic Break.

BEST RECORDS IN HOMESTAND OF NINE+ GAMES, NHL HISTORY

.889	7-0-2	Los Angeles Kings	March 2-23, 1974
.833	7-1-1	Colorado Avalanche	March 5-20, 2021
.833	7-1-1	Edmonton Oilers	Jan. 29 – Feb. 19, 1982
.722	6-2-1	Colorado Avalanche	Feb. 9 – March 9, 2002
.667	5-2-2	Calgary Flames	Nov. 10-28, 1981

LONGEST HOMESTANDS, FRANCHISE HISTORY

9 games	March 5-20, 2021	7-1-1
9 games	Feb. 9 – March 9, 2002 (included Olympic Break)	6-2-1
8 games	Nov. 18 – Dec. 4, 2011	5-3-0
8 games	Jan. 16 – Feb. 5, 2009 (included All-Star Break)	3-5-0
7 games	Dec. 29, 2013 – Jan. 10, 2014	4-1-2
7 games	Jan. 18 – Feb. 5, 2011 (included All-Star Break)	2-5-0
7 games	Nov. 16 – Dec. 6, 1996	4-2-1

ANOTHER FINE HOMESTAND

After finishing 7-1-1 in their nine-game homestand from March 5-20, the Avs followed that up with a 5-0-1 home stay from March 25–April 3... That 5-0-1 mark equaled the best homestand of six or more games in franchise history (5-0-1, Oct. 25–Nov. 8, 2005).

MARCH-ING ORDERS

Colorado finished 12-2-3 in March, setting franchise records for wins (12) and points (27) in a single month... Colorado's 27 points led all teams and equaled the fifth-most in a single month in NHL history... The Avs averaged a league-high 4.24 goals-per-game during the month and out-shot the opposition by an average of nearly 15 shots a night (14.47, +246).

MOST WINS, MONTH, FRANCHISE HISTORY

12	March 2021
11	February 2020
11	March 2007
11	January 2004

MOST POINTS, MONTH, FRANCHISE HISTORY

27	March 2021	12-2-3
26	January 2004	11-1-2-2
24	January 2001	10-0-3-1

POINTS IN MARCH, 2020-21

27	Colorado
25	Pittsburgh
24	Vegas

SEASON NOTES

2020-21 COLORADO AVALANCHE TEAM NOTES

YOU'RE A SHINING STAR, NO MATTER WHO YOU ARE

Philipp Grubauer was named the Honda West Division First Star of the Month for March...He tied the NHL record for wins in a month with 12, compiling a 12-2-1 record, 1.56 goals-against average, .933 save percentage and three shutouts in 15 appearances.

MOST WINS, MONTH, NHL HISTORY

12 Philipp Grubauer	March 2021
12 Sergei Bobrovsky	Dec. 2016
12 Jimmy Howard	March 2010
12 Ray Emery	March 2006
12 Bernie Parent	March 1974

STAR STRUCK

Nathan MacKinnon was named the Honda West Division First Star of the Month for April...He factored on more than half of Colorado's goals during the month (21 of 40), topping all players in the division with 21 points (9g/12a) in 13 games...MacKinnon's 21 points were a franchise record for April, besting Joe Sakic's 17 for Quebec in April 1995...This is the second monthly honor for an Avalanche player in 2020-21 (Philipp Grubauer, March) and marks the fourth time that MacKinnon has been named one of the Stars of the Month (First Star in Nov. 2017, Second Star in Nov. 2018 and 2019).

MARCH MADNESS

Mikko Rantanen led the league in both points (25) and goals (13) in March, while Gabriel Landeskog finished second in points (24).

MARCH GOAL LEADERS

13 Mikko Rantanen	COL
11 Alex Ovechkin	WSH
10 Gabriel Landeskog	COL
10 Max Pacioretty	VGK
10 Carter Verhaeghe	FLA

MARCH POINTS LEADERS

25 Mikko Rantanen	COL
24 Gabriel Landeskog	COL
23 Mark Stone	VGK
23 Connor McDavid	EDM

POINTS, MONTH, AVALANCHE HISTORY

26 Joe Sakic	March 2000
25 Mikko Rantanen	March 2021
25 Nathan MacKinnon	November 2019
25 Peter Forsberg	February 1996

GOALS, MONTH, AVALANCHE HISTORY

15 Joe Sakic	March 2000
13 Mikko Rantanen	March 2021
12 Milan Hejduk	February 2003

THAT'S A PLUS

Devon Toews was league-best +20 in March, the highest monthly plus/minus by a defenseman in franchise history...It was the second highest by any skater in franchise annals behind only Michel Goulet's +24 in January 1984...Toews was the first NHL player to finish a month +20 since Brent Sopel (+21) in January 2002 with Vancouver.

SEASON NOTES

2020-21 COLORADO AVALANCHE TEAM NOTES

YOU HAD TO BE A BIG SHOT, DIDN'T YOU

The Avalanche enjoyed a record stretch of out-shooting their opponents in February and March...Some notables from that run:

- Had a streak of 18 straight games without allowing 30 shots from Feb. 2–March 18, the longest stretch in franchise history...The last NHL team with a streak of this length was the New Jersey Devils from Feb. 21–March 29, 2013 (also 18).

CONSECUTIVE GAMES WITHOUT ALLOWING 30 SHOTS, FRANCHISE HISTORY

18 games Feb. 2–March 18, 2021

14 games Feb. 21 – March 22, 2001

13 games Oct. 26 – Nov. 21, 1998

12 games March 1-24, 2008

10 games Jan. 6-26, 1988

- Out-shot their opponents 266-133 (+133) over six games from March 10-20, the third-largest margin over a six-game stretch in NHL history.
- Out-shot the opposition by a +122 margin (224-102) from March 10-18, the second-largest differential in a five-game span behind only a +124 margin by the NY Rangers in November 1971.
- Had a streak of 13 consecutive periods without allowing double-digits in shots from March 6-14.
- The Avalanche had 55 shots on March 18 vs. Minnesota, the second-most in franchise history.

MOST SHOTS FRANCHISE HISTORY

57 Mar. 5, 1996 vs. San Jose

55 Mar. 18, 2021 vs Minnesota

53 Oct. 20, 1984 at Toronto

- The +35 shot differential (55-20) on March 18 was a franchise record, topping the previous mark of +32 set just a week earlier on the same homestand.

SHOT DIFFERENTIAL FRANCHISE HISTORY

+35 Mar. 18, 2021 vs Minnesota

+32 Mar. 10, 2021 vs. Arizona

+31 Mar. 5, 1996 vs. San Jose

- Had 44 shots through two periods March 18, a franchise record.
- Registered 25 shots in the first period on March 18, equaling the third most in a single frame in franchise history.

MOST SHOTS, PERIOD, FRANCHISE HISTORY

29 Feb. 11, 1997 vs. LA (1st)

26 Nov. 3, 1995 at WPG (2nd)

25 Mar. 18, 2021 vs MIN (1st)

25 Mar. 5, 1996 vs. SJS (3rd)

25 Jan. 30, 1987 at BUF (2nd)

- The +19 shot differential (25-6) in the opening frame March 18 was the highest by the Avalanche in a single period since Feb. 11, 1997 vs. Los Angeles (+21 in 1st period, 29-8).
- Out-shot Arizona/Los Angeles by a 92-32 margin from Mar. 10-12, the first team to out-shoot its opponents by 60 shots in a two-game span since the Bruins from March 21-23, 1991.
- Recorded 46-plus shots in consecutive games for the first time in franchise history, March 10-12.
- Allowed fewer than 20 shots in three straight games for the first time in franchise annals, March 8-12.
- Fewest shots allowed (46) in a three-game span in franchise history, March 8-12.
- Held Arizona to 14 shots in two straight outings, Mar. 8-10, the second-fewest allowed in consecutive games (25, Nov. 24-27, 2001).

SEASON NOTES

2020-21 COLORADO AVALANCHE TEAM NOTES

TIP OF CAP

Gabriel Landeskog completed his 10th NHL season and ninth as team captain...Landeskog was the youngest captain in NHL history when he assumed the role at 19 years, 286 days on Sept. 4, 2012, a title he held for four years before Connor McDavid was given the "C" at 19 years, 266 days on Oct. 5, 2016...Landeskog is the second-longest serving captain in franchise history behind only Joe Sakic (17 seasons overall, 16 consecutive)...Only four players have been captain of their current teams longer.

Sidney Crosby (PIT)	14th season (since 2007-08)
Jonathan Toews (CHI)	13th (2008-09)
Alex Ovechkin (WSH)	12th (2009-10)
Ryan Getzlaf (ANA)	11th (2010-11)
Gabriel Landeskog (COL)	9th (2012-13)
Claude Giroux (PHI)	9th (2012-13)

DAYDREAM BELIEVER

Colorado finished 4-2-1 in day games this year...The Avs, who went 4-0-0 in afternoon games in 2019-20, are 8-2-1 in day contests over the past two seasons...Colorado was 2-0-1 in home day games this season and is 13-3-2 in home afternoon games since the start of 2017-18.

HONORING PIERRE

The Avalanche wore 'PL' decals on their helmets throughout the season in honor of former general manager Pierre Lacroix, who passed away on Dec. 13.

ODDS & ENDS

- The Avs were the only team with two five-goal periods this season
- Colorado led all teams with 79 shots in second period
- The Avalanche and Rangers were the only teams with three 8+ goal games in 2020-21.
- The Avalanche and Maple Leafs were the only teams with three 50-point scorers this year.
- The 8-0 win over the Blues on Jan. 15 tied the franchise record for the largest margin of victory in a shutout...The Nordiques also blanked the Minnesota North Stars 8-0 on March 13, 1985 at the Colisee...The last NHL team to score eight or more goals in a shutout win was the Blue Jackets on Nov. 4, 2016 vs. Montreal (10-0).
- With wins over St. Louis (8-0 on Jan. 15) and San Jose (7-3 on Jan. 26), the Avalanche scored seven-plus goals in consecutive home games for the first time since the franchise relocated
- The Avalanche matched a franchise record with five power-play goals on Jan. 15 vs. St. Louis...It was the sixth time that Colorado/Quebec has scored five times with the man advantage but only the second time since moving to Denver (Feb. 20, 2018 at Vancouver).
- Three of those five power-play goals came in the third period, tying the franchise record for PPG in a single frame (14th time, last: Feb. 20, 2018 at Vancouver - 2nd).
- The Avalanche had three different home win streak of five or more games in 2020-21, the first time Colorado has had three different of that length since 2007-08).

HOW THE AVALANCHE WAS BUILT

2020-21	DRAFT PICKS: 9	FREE AGENTS: 14	TRADES: 16	WAIVER CLAIM: 0
2	Dan Renouf (D)	Signed by Colorado as a free agent, July 1, 2019		
4	Bowen Byram (D)	Drafted in 2019 (1st choice, 1st round, 4th overall)		
6	Erik Johnson (D)	Acquired from St. Louis, along with Jay McClement and a 1st round pick (Duncan Siemens) in the 2011 Entry Draft, in exchange for Kevin Shattenkirk, Chris Stewart and a 2nd round-choice (Ty Rattie) in the 2011 Entry Draft, Feb. 18, 2011		
7	Devon Toews (D)	Acquired from the New York Islanders in exchange for a 2nd round pick in the 2021 NHL Draft and a 2nd round pick in the 2022 NHL Draft, Oct. 12, 2020		
8	Cale Makar (D)	Drafted in 2017 (1st choice, 1st round, 4th overall)		
9	Dennis Gilbert (D)	Acquired from Chicago, along with Brandon Saad, in exchange for Nikita Zadorov and Anton Lindholm, Oct. 10, 2020		
11	Matt Calvert (LW)	Signed by Colorado as a free agent, July 1, 2018		
12	Jayson Megna (C)	Signed by Colorado as a free agent, July 1, 2019		
13	Valeri Nichushkin (RW)	Signed by Colorado as a free agent, Aug. 19, 2019		
15	Sheldon Dries (C)	Signed by Colorado as a free agent, July 2, 2018		
17	Tyson Jost (C)	Drafted in 2016 (1st choice, 1st round, 10th overall)		
18	Alex Newhook (C)	Drafted in 2019 (2nd choice, 1st round, 16th overall)		
20	Brandon Saad (LW)	Acquired from Chicago, along with Dennis Gilbert, in exchange for Nikita Zadorov and Anton Lindholm, Oct. 10, 2020		
22	Conor Timmins (D)	Drafted in 2017 (2nd choice, 2nd round, 32nd overall)		
24	Patrik Nemeth (D)	Acquired from Detroit in exchange for a 4th round pick in the 2022 NHL Draft, April 9, 2021		
25	Logan O'Connor (RW)	Signed by Colorado as a free agent, July 23, 2018		
26	Jacob MacDonald (D)	Acquired from Florida in exchange for Dominic Toninato, June 28, 2019		
27	Ryan Graves (D)	Acquired from the New York Rangers in exchange for Chris Bigras, Feb. 26, 2018		
29	Nathan MacKinnon (C)	Drafted in 2013 (1st choice, 1st round, 1st overall)		
31	Philipp Grubauer (G)	Acquired from Washington, along with Brooks Orpik, in exchange for a 2nd round pick (Kody Clark) in the 2018 NHL Draft, June 22, 2018		
32	Hunter Miska (G)	Signed by Colorado as a free agent, Feb. 10, 2020		
34	Carl Soderberg (C)	Acquired from Chicago in exchange for Ryder Rolston and Josh Dickinson, April 12, 2021		
35	Jonas Johansson (G)	Acquired from Buffalo in exchange for a 6th round pick in the 2021 NHL Draft, March 20, 2021		
36	T.J. Tynan (C)	Signed by Colorado as a free agent, July 1, 2019		

HOW THE AVALANCHE WAS BUILT (CONTINUED)

37	J.T. Compher (C)	Acquired from Buffalo, along with Mikhail Grigorenko, Nikita Zadorov and a 2nd round pick (later traded to San Jose – San Jose selected Jeremy Roy) in the 2015 NHL Draft, in exchange for Jamie McGinn and Ryan O'Reilly, June 26, 2015
38	Liam O'Brien (C)	Signed by Colorado as a free agent, March 31, 2021
39	Pavel Francouz (G)	Signed by Colorado as a free agent, May 2, 2018
40	Devan Dubnyk (G)	Acquired from San Jose in exchange for Greg Pateryn and a 5th round pick in the 2021 NHL Draft, April 10, 2021
41	Pierre-Edouard Bellemare (C)	Signed by Colorado as a free agent, July 1, 2019
44	Kiefer Sherwood (LW)	Signed by Colorado as a free agent, Oct. 9, 2020
49	Samuel Girard (D)	Acquired from Nashville, along with Vladislav Kamenev and a 2nd round pick in 2018 (later traded to Pittsburgh – Pittsburgh selected Filip Hallander), as well as Shane Bowers, Andrew Hammond, a 1st round pick in either 2018 or 2019 and a 3rd round pick in 2019 from Ottawa. The Avalanche sent Matt Duchene to Ottawa, and Nashville received Kyle Turris from Ottawa
61	Martin Kaut (RW)	Drafted in 2018 (1st choice, 1st round, 16th overall)
67	Keaton Middleton (D)	Signed by Colorado as a free agent, March 31, 2021
72	Joonas Donskoi (RW)	Signed by Colorado as a free agent, July 1, 2019
88	Kyle Burroughs (D)	Acquired from the New York Islanders in exchange for A.J. Greer, Oct. 11, 2020
91	Nazem Kadri (C)	Acquired from Toronto, along with Calle Rosen and a third-round selection in the 2020 NHL Draft, in exchange for Tyson Barrie, Alexander Kerfoot and a sixth-round pick in the 2020 NHL Draft, July 1, 2019
92	Gabriel Landeskog (LW)	Drafted in 2011 (1st choice, 1st round, 2nd overall)
95	Andre Burakovsky (LW)	Acquired from Washington in exchange for Scott Kosmachuk, a second-round pick in the 2020 NHL Draft and a third-round selection (previously acquired from Arizona) in the 2020 NHL Draft, June 28, 2019
96	Mikko Rantanen (RW)	Drafted in 2015 (1st choice, 1st round, 10th overall)

COLORADO AVALANCHE ROSTER

2020-21 ROSTER & TAXI SQUAD

#	Name	Pos	Height	Weight	DOB	Birthplace
2	Dan Renouf	D	6' 3"	198	June 1, 1994	Pickering, ON
4	Bowen Byram	D	6' 1"	190	June 13, 2001	Cranbrook, BC
6	Erik Johnson	D	6' 4"	225	March 21, 1988	Bloomington, MN
7	Devon Toews	D	6' 1"	191	February 21, 1994	Abbotsford, BC
8	Cale Makar	D	5' 11"	187	October 30, 1998	Calgary, AB
9	Dennis Gilbert	D	6' 2"	216	October 30, 1996	Buffalo, NY
11	Matt Calvert	L	5' 11"	186	December 24, 1989	Brandon, MB
12	Jayson Megna	C	6' 1"	195	February 1, 1990	Fort Lauderdale, FL
13	Valeri Nichushkin	R	6' 4"	210	March 4, 1995	Chelyabinsk, RUS
15	Sheldon Dries	C	5' 9"	180	April 23, 1994	Macomb, MI
17	Tyson Jost	C	5' 11"	187	March 14, 1998	St. Albert, AB
18	Alex Newhook	C	5' 10"	190	January 28, 2001	St. John's, NL
20	Brandon Saad	L	6' 1"	206	October 27, 1992	Pittsburgh, PA
22	Conor Timmins	D	6' 2"	185	September 18, 1998	St. Catharines, ON
24	Patrik Nemeth	D	6' 3"	228	February 8, 1992	Stockholm, SWE
25	Logan O'Connor	R	6' 0"	175	August 14, 1996	Missouri City, TX
26	Jacob MacDonald	D	6' 0"	204	February 26, 1993	Portland, OR
27	Ryan Graves	D	6' 5"	220	May 21, 1995	Yarmouth, NS
29	Nathan MacKinnon	C	6' 0"	200	September 1, 1995	Halifax, NS
31	Philipp Grubauer	G	6' 1"	188	November 25, 1991	Rosenheim, GER
32	Hunter Miska	G	6' 1"	175	July 7, 1995	North Branch, MIN
34	Carl Soderberg	C	6' 3"	210	October 12, 1985	Malmö, SWE
35	Jonas Johansson	G	6' 5"	220	September 19, 1995	Gävle, SWE
36	T.J. Tynan	C	5' 8"	165	February 25, 1992	Orland Park, IL
37	J.T. Compher	L	6' 0"	190	April 8, 1995	Northbrook, IL
38	Liam O'Brien	C	6' 1"	213	July 29, 1994	Halifax, NS
39	Pavel Francouz	G	6' 0"	179	June 3, 1990	Pízen, CZE
40	Devan Dubnyk	G	6' 6"	224	May 4, 1986	Regina, SK
41	Pierre-Edouard Bellemare	C	6' 0"	198	March 6, 1985	Le Blanc-Mesnil, FRA
44	Kiefer Sherwood	L	6' 0"	194	March 31, 1995	Columbus, OH
49	Samuel Girard	D	5' 10"	170	May 12, 1998	Roberval, QC
61	Martin Kaut	R	6' 2"	190	October 2, 1999	Brno, CZE
67	Keaton Middleton	D	6' 6"	240	February 10, 1998	Edmonton, AB
72	Joonas Donskoi	R	6' 0"	190	April 13, 1992	Raahe, FIN
88	Kyle Burroughs	D	6' 0"	193	July 12, 1995	Vancouver, BC
91	Nazem Kadri	C	6' 0"	192	October 6, 1990	London, ON
92	Gabriel Landeskog	L	6' 1"	215	November 23, 1992	Stockholm, SWE
95	Andre Burakovsky	L	6' 3"	201	February 9, 1995	Klagenfurt, AUT
96	Mikko Rantanen	R	6' 4"	215	October 29, 1996	Nousiainen, FIN
39 Total		Avg:	6' 0"	201	Age: 27.3	

REGULAR-SEASON STATS

2020-21
RECORD: 39-13-4
POINTS: 82
GOALS FOR: 197
GOALS AGAINST: 133

Player	GP	G	A	Pts	+/-	PIM	PP	SH	GW	S	%	TOI/GP
Mikko Rantanen	52	30	36	66	30	34	9	0	7	177	16.9	19:55
Nathan MacKinnon	48	20	45	65	22	37	8	0	2	206	9.7	20:21
Gabriel Landeskog	54	20	32	52	14	34	9	0	8	155	12.9	19:57
Andre Burakovsky	53	19	25	44	4	10	4	0	3	102	18.6	15:05
Cale Makar	44	8	36	44	17	12	4	0	3	104	7.7	24:18
Nazem Kadri	56	11	21	32	-7	34	3	0	3	170	6.5	16:28
Samuel Girard	48	5	27	32	15	16	0	0	0	79	6.3	23:13
Devon Toews	53	9	22	31	29	16	2	0	2	121	7.4	24:46
Joonas Donskoi	51	17	14	31	14	10	5	0	3	86	19.8	14:32
Brandon Saad	44	15	9	24	1	12	2	0	1	68	22.1	14:05
Valeri Nichushkin	55	10	11	21	9	4	0	1	4	98	10.2	14:04
J.T. Compher	48	10	8	18	10	19	1	0	2	47	21.3	14:13
Tyson Jost	54	7	10	17	14	24	0	0	1	92	7.6	14:07
Carl Soderberg (COL)	11	0	2	2	0	4	0	0	0	20	0.0	12:31
TOT	45	7	10	17	-5	18	4	0	1	61	11.5	14:24
Ryan Graves	54	2	13	15	15	55	0	0	0	101	2.0	19:03
Pierre-Edouard Bellemare	53	9	2	11	6	21	0	0	0	60	15.0	11:19
Patrik Nemeth (COL)	13	1	1	2	+6	6	0	0	0	7	14.3	16:51
TOT	52	3	7	10	5	20	0	0	0	53	5.7	18:00
Jacob MacDonald	33	1	8	9	14	8	0	0	0	49	2.0	14:57
Conor Timmins	31	0	7	7	6	8	0	0	0	31	0.0	13:33
Logan O'Connor	22	3	2	5	6	6	0	0	0	37	8.1	10:56
Dan Renouf	18	0	3	3	-1	16	0	0	0	12	0.0	10:09
Matt Calvert	18	0	3	3	-2	6	0	0	0	26	0.0	13:48
Alex Newhook	6	0	3	3	5	2	0	0	0	8	0.0	13:40
Liam O'Brien	12	0	3	3	1	40	0	0	0	6	0.0	6:34
Kiefer Sherwood	16	0	3	3	2	0	0	0	0	18	0.0	8:47
Jayson Megna	7	0	2	2	2	0	0	0	0	12	0.0	10:15
Bowen Byram	19	0	2	2	1	23	0	0	0	21	0.0	17:30
Erik Johnson	4	0	1	1	2	2	0	0	0	5	0.0	13:25
Kyle Burroughs	5	0	1	1	1	5	0	0	0	3	0.0	10:04
Dennis Gilbert	3	0	0	0	0	5	0	0	0	0	0.0	6:43
Martin Kaut	5	0	0	0	-1	4	0	0	0	2	0.0	7:59
Sheldon Dries	3	0	0	0	1	4	0	0	0	1	0.0	7:48
Keaton Middleton	3	0	0	0	-1	4	0	0	0	2	0.0	9:18

Goaltender	GP	W	L	OTL	SO	SA	Sv	SV%	GA	GAA	Min
Philipp Grubauer	40	30	9	1	7	993	916	.922	77	1.95	2,367
Devan Dubnyk (COL)	5	3	2	0	0	140	124	.886	16	3.26	295
(TOT)	22	6	11	2	1	602	539	.895	63	3.20	1,182
Jonas Johansson (COL)	8	5	1	1	1	173	158	.913	15	2.06	437
(TOT)	15	5	6	2	1	380	341	.897	39	2.86	817
Hunter Miska	5	1	1	2	0	111	93	.838	18	4.16	260

SEASON BREAKDOWN

TEAM RECORDS

Overall record/streak: 39 - 13 - 4 / Win 5 / Undef 5	Tied after 2 periods: 7 - 4 - 3
Home record/streak: 22 - 4 - 2 / Win 9 / Undef 9	OT Record - This Season: 4 - 4
Road record/streak: 17 - 9 - 2 / Win 3 / Undef 3	OT Record - Franchise: 198 - 176 - 204
Last 5 Games: 5 - 0 - 0	Shootout Record - This Season: 0 - 1
Last 10 Games: 8 - 2 - 0	Shootout Record - Franchise: 73 - 42
1-Goal Games: 17 - 3 - 4	Outshooting opponent: 33 - 10 - 2
2-Goal Games: 4 - 3	Outshot by opponent: 6 - 3 - 2
3-Goal Games: 18 - 7	Even shots: 0 - 0 - 0
Scoring first: 29 - 5 - 2	vs. Atlantic: N/A
Opponent scoring first: 10 - 8 - 2	vs. Metropolitan: N/A
Leading after 1 period: 20 - 2 - 1	vs. EASTERN CONFERENCE: N/A
Trailing after 1 period: 6 - 7 - 1	vs. Central: N/A
Tied after 1 period: 13 - 4 - 2	vs. Pacific: N/A
Leading after 2 periods: 31 - 1 - 1	vs. WESTERN CONFERENCE: N/A
Trailing after 2 periods: 1 - 8 - 0	

MONTH-BY-MONTH

	W	L	OT	Points
January:	6	3	1	13
February:	5	3	0	10
March:	12	2	3	27
April:	9	4	0	18
May:	7	1	0	14
TOTALS:	39	13	4	82

GOALS BY PERIOD

	1	2	3	OT	T	Avg
Colorado Avalanche:	55	79	59	4	197	(3.5 avg.)
Opponents:	41	35	53	3	132	(2.7 avg.)

SHOTS BY PERIOD

	1	2	3	OT	T	Avg
Colorado Avalanche:	645	693	584	15	1937	(34.6 avg.)
Opponents:	481	441	492	9	1423	(25.4 avg.)

POWER PLAY

	G	Att	Pct.
Overall:	47	207	22.7 (8th NHL)
Home:	25	101	24.8 (7th NHL)
Road:	22	106	20.8 (12th NHL)

3 SHORT HANDED GOALS ALLOWED (T-7th NHL)

PENALTY KILL

	G	Att	Pct.
Overall:	30	177	83.1 (8th NHL)
Home:	11	90	87.8 (4th NHL)
Road:	19	87	78.2 (23rd NHL)

1 SHORT HANDED GOAL SCORED (T-29th NHL)

INDIVIDUAL LEADERS

Points:	M. Rantanen (66), N. MacKinnon (65), G. Landeskog (52)
Goals:	M. Rantanen (30), G. Landeskog (20), N. MacKinnon (20)
Assists:	N. MacKinnon (45), M. Rantanen (36), C. Makar (36)
PP Goals:	G. Landeskog (9), M. Rantanen (9), N. MacKinnon (8)
SH Goals:	V. Nichushkin (1)
GW Goals:	G. Landeskog (8), M. Rantanen (7), V. Nichushkin (4)
3+ Goals:	J. Donskoi(1), J. Compher(1)
PIM:	R. Graves (55), L. O'Brien (40), N. MacKinnon (37)
Shots:	N. MacKinnon (206), M. Rantanen (177), N. Kadri (170)
+/-:	M. Rantanen (+30), D. Toews (+29), N. MacKinnon (+22)

SITUATIONAL GOALS

	For	Against	For	Against
5 on 5:	131	88	3 on 4:	0
5 on 4:	45	3	3 on 5:	0
5 on 3:	2	0	4 on 5:	1
4 on 4:	4	1	Empty Net:	9
4 on 3:	0	0	Penalty Shots:	0
3 on 3:	4	2	Total:	197
				132

SPECIAL TEAMS SCORING

Power Play	G	A	P	Shorthanded	G	A	P
Nathan MacKinnon	8	17	25	Valeri Nichushkin	1	0	1
Mikko Rantanen	9	15	24	Carl Soderberg	0	1	1
Cale Makar	4	18	22				
Gabriel Landeskog	9	6	15				
Andre Burakovsky	4	10	14				
Samuel Girard	0	9	9				
Nazem Kadri	3	6	9				
Joonas Donskoi	5	3	8				
Devon Toews	2	4	6				
Carl Soderberg	4	1	5				
Brandon Saad	2	1	3				
J.T. Compher	1	1	2				
Valeri Nichushkin	0	1	1				

SHOOTOUT

Shooter	G/S	PCT	GDG	Goaltender	Rec.	G/S	PCT.
Joonas Donskoi	1/1	100	0	Devan Dubnyk	0-1	2/3	.333
Nathan MacKinnon	0/1	0.0	0	Jonas Johansson	0-2	5/5	.000

TEAM GAME-BY-GAME

2020-21 COLORADO AVALANCHE

* = Overtime ** = Shootout

#	Date	Team	Results	Record	GF-GA	Scorers	GW Goal	PP	PK	SF-SA	W/L Glttr	Attend.
1	01/13/2021	St. Louis Blues	L	00-01-00	1-4	95p	25	1-4	2-2	27-32	50 / 31	0
2	01/15/2021	St. Louis Blues	W	01-01-00	8-0	92,95p,92,96p,91p,29p,72,7p	92	5-7	4-4	38-21	31 / 50	0
3	01/19/2021	@ Los Angeles Kings	W	02-01-00	3-2	20,7p,96p	96	2-6	2-3	24-25	31 / 40	0
4	01/21/2021	@ Los Angeles Kings	L	02-02-00	2-4	96,29p	9	1-4	3-5	26-27	32 / 32	0
5	01/22/2021	@ Anaheim Ducks	W*	03-02-00	3-2	72p,96,92	92	1-4	5-5	32-38	31 / 36	0
6	01/24/2021	@ Anaheim Ducks	L	03-03-00	1-3	96	67	0-4	3-3	33-15	36 / 31	0
7	01/26/2021	San Jose Sharks	W	04-03-00	7-3	72,20,96p,13s,49,7,20	13	1-5	5-5	42-30	31 / 31	0
8	01/28/2021	San Jose Sharks	W	05-03-00	3-0	91,95,91p	91	1-4	4-4	38-21	31 / 40	0
9	01/30/2021	@ Minnesota Wild	W	06-03-00	5-1	25,72p,96,20,37p	72	2-7	2-2	33-20	31 / 34	0
10	01/31/2021	@ Minnesota Wild	O*	06-03-01	3-4	72,8,20	25	0-4	3-3	25-33	33 / 32	0
11	02/02/2021	Minnesota Wild	W	07-03-01	2-1	25,13	13	0-3	2-3	31-28	31 / 33	0
12	02/14/2021	@ Vegas Golden Knights	L	07-04-01	0-1		67	0-1	3-3	30-24	29 / 31	0
13	02/16/2021	@ Vegas Golden Knights	W	08-04-01	3-2	29,20,91	91	0-3	1-2	25-29	31 / 29	0
14	02/20/2021	Vegas Golden Knights	W	09-04-01	3-2	49,29,7	7	0-4	4-4	39-29	31 / 29	0
15	02/22/2021	Vegas Golden Knights	L	09-05-01	0-3		89	0-1	2-3	34-28	29 / 31	0
16	02/24/2021	Minnesota Wild	L	09-06-01	2-6	37,91p	17	1-4	2-2	32-25	34 / 31	0
17	02/26/2021	@ Arizona Coyotes	W	10-06-01	3-2	96p,95,91	91	1-3	2-2	29-18	32 / 31	2495
18	02/27/2021	@ Arizona Coyotes	W	11-06-01	6-2	29,34,92p,72,17,41	92	1-3	2-2	41-25	31 / 32	3224
19	03/01/2021	@ San Jose Sharks	L	11-07-01	2-6	49,92p	92	1-4	2-3	35-27	31 / 31	0
20	03/03/2021	@ San Jose Sharks	W	12-07-01	4-0	96,49,92p,96	96	1-4	3-3	38-26	31 / 31	0
21	03/05/2021	Anaheim Ducks	W*	13-07-01	3-2	13,20,13	13	0-3	2-2	34-28	31 / 36	0
22	03/06/2021	Anaheim Ducks	O*	13-07-02	4-5	25,96p,96,20	15	1-3	0-2	33-27	30 / 32	0
23	03/08/2021	Arizona Coyotes	L	13-08-02	2-3	13,95p	22	1-4	1-2	35-14	32 / 31	0
24	03/10/2021	Arizona Coyotes	W*	14-08-02	2-1	20,92	92	0-5	2-2	46-14	31 / 32	0
25	03/12/2021	Los Angeles Kings	W	15-08-02	2-0	96,29	96	0-2	3-3	46-18	31 / 40	0
26	03/14/2021	Los Angeles Kings	W	16-08-02	4-1	91,95,72,29	95	0-1	5-5	41-28	31 / 40	0
27	03/16/2021	Anaheim Ducks	W	17-08-02	8-4	95,91,96,91,29p,49,41,20p	29	2-3	2-2	36-22	31 / 30	0
28	03/18/2021	Minnesota Wild	W	18-08-02	5-1	29,96,92p,72,96	96	1-2	3-4	55-20	31 / 33	0
29	03/20/2021	Minnesota Wild	W	19-08-02	6-0	8p,92,96,17,7,13	8	1-2	4-4	42-31	31 / 34	0
30	03/22/2021	@ Arizona Coyotes	W	20-08-02	5-1	41,96,91,72,72	96	0-3	1-2	35-25	31 / 32	2593
31	03/23/2021	@ Arizona Coyotes	O**	20-08-03	4-5	92p,96,29,13	83	1-4	4-4	39-32	31 / 35	2539
32	03/25/2021	Vegas Golden Knights	W	21-08-03	5-1	72p,37,8,92,41	37	1-4	1-1	32-19	31 / 29	0
33	03/27/2021	Vegas Golden Knights	O*	21-08-04	2-3	72,7	67	0-2	3-4	24-34	29 / 31	0
34	03/29/2021	Anaheim Ducks	W	22-08-04	5-2	96,17,92p,37,13	92	1-6	2-2	48-15	31 / 30	0
35	03/31/2021	Arizona Coyotes	W	23-08-04	9-3	72,95,41,72,2p,92,96p,92,95	72	2-4	5-6	38-31	31 / 31	0
36	04/02/2021	St. Louis Blues	W	24-08-04	3-2	20p,29p,29	29	2-6	4-5	39-27	35 / 50	4039
37	04/03/2021	St. Louis Blues	W	25-08-04	2-1	29,8	8	0-4	3-3	34-28	31 / 35	4035
38	04/05/2021	@ Minnesota Wild	W	26-08-04	5-4	29,95,20,37,92p	92	1-3	4-6	36-25	31 / 33	3000
39	04/07/2021	@ Minnesota Wild	L	26-09-04	3-8	29p,95,96p	38	2-7	1-5	32-19	33 / 31	3000
40	04/09/2021	@ Anaheim Ducks	W	27-09-04	2-0	13,96	13	0-3	2-2	35-28	35 / 36	0
41	04/11/2021	@ Anaheim Ducks	W	28-09-04	4-1	95,92p,27,29	92	1-4	2-2	37-25	35 / 36	0
42	04/12/2021	Arizona Coyotes	W	29-09-04	4-2	20,29p,96,96	96	1-4	3-4	20-37	31 / 50	4042
43	04/14/2021	@ St. Louis Blues	W	30-09-04	4-3	41,37,96p,20	20	1-3	2-4	28-34	40 / 50	0
44	04/22/2021	@ St. Louis Blues	W	31-09-04	4-2	20,95p,95,41	95	1-5	4-5	29-27	40 / 50	0
45	04/24/2021	@ St. Louis Blues	L	31-10-04	3-5	8p,92,29p	68	2-5	3-4	31-30	50 / 40	0
46	04/26/2021	@ St. Louis Blues	L	31-11-04	1-4	29p	10	1-4	1-2	32-20	50 / 35	0
47	04/28/2021	@ Vegas Golden Knights	L	31-12-04	2-5	7,27	61	0-4	3-4	37-26	29 / 40	3950
48	04/30/2021	San Jose Sharks	W	32-12-04	3-0	92p,8p,96	92	2-4	4-4	36-21	31 / 31	4045
49	05/01/2021	San Jose Sharks	W	33-12-04	4-3	29,95,24,96	96	0-4	3-4	44-25	40 / 32	4037
50	05/03/2021	@ San Jose Sharks	W*	34-12-04	5-4	96,13,92,91,95	95	0-3	1-1	31-27	31 / 31	1071
51	05/05/2021	@ San Jose Sharks	L	34-13-04	2-3	17,95	65	0-2	3-4	32-33	32 / 31	1041
52	05/07/2021	@ Los Angeles Kings	W	35-13-04	3-2	96p,17,8	8	1-4	1-1	37-17	31 / 40	2115
53	05/08/2021	@ Los Angeles Kings	W	36-13-04	3-2	7,8p,7	7	1-3	2-2	30-18	35 / 40	2482
54	05/10/2021	@ Vegas Golden Knights	W	37-13-04	2-1	95,37	37	0-2	3-3	21-37	31 / 90	7567
55	05/12/2021	Los Angeles Kings	W	38-13-04	6-0	72p,41,37,37,92,37	72	1-4	2-2	37-18	31 / 40	4042
56	05/13/2021	Los Angeles Kings	W	39-13-04	5-1	17,17,41,72,95	17	0-2	2-2	43-22	35 / 1	4045

PLAYER GAME-BY-GAME

2020-21 COLORADO AVALANCHE

Skaters: Goals-Assists (GW or GT, Shots / (+/-), TOI) Goalies: GA/Shots, Decision, Minutes Played

Date	Opp.	RENOUF #2	BYRAM #4	PATERYN #5	JOHNSON #6	TOEWS #7	MAKAR #8	GILBERT #9
Jan 13	Vs STL					0-0,0/0 22:17	0-0,2/0 24:10	
Jan 15	Vs STL					1-1,1/1 20:52	0-3,3/1 19:11	
Jan 19	@ LAK				0-0,0/0 11:47	1-0,1/1 25:40	0-0,0/0 24:34	0-0,0/0 09:54
Jan 21	@ LAK		0-0,1/0 11:19	0-0,2/0 14:54	DNP	0-0,1/-1 19:55	0-1,0/-1 22:53	MIN
Jan 22	@ ANA		0-1,4/2 14:28	0-0,0/-1 16:44	DNP	0-1,2/0 25:41	0-1,4/1 23:48	MIN
Jan 24	@ ANA		0-0,2/-1 18:32	0-0,1/-1 14:25	DNP	0-0,4/-1 22:56	0-0,2/1 25:09	MIN
Jan 26	Vs SJS		0-0,2/-1 21:14	MIN	0-1,3/1 19:00	1-0,3/2 20:50	0-3,2/2 20:18	MIN
Jan 28	Vs SJS		0-0,1/0 18:18	MIN	0-0,1/1 19:34	0-0,2/0 19:22	0-1,2/0 24:05	MIN
Jan 30	@ MIN		0-0,1/1 19:26	MIN	0-0,1/0 03:21	INJ	0-1,5/2 25:27	MIN
Jan 31	@ MIN		0-0,3/0 20:37	MIN	INJ	INJ	1-0,3/2 28:09	MIN
Feb 2	Vs MIN		0-0,1/0 15:51	MIN	INJ	INJ	0-1,1/1 26:23	MIN
Feb 14	@ VGK		0-0,0/0 23:07	MIN	INJ	0-0,4/-1 25:56	INJ	0-0,0/0 08:16
Feb 16	@ VGK		0-1,1/1 25:03	MIN	INJ	0-0,2/-1 26:48	INJ	0-0,0/0 01:59
Feb 20	Vs VGK		0-0,1/0 14:25	MIN	INJ	1-1(W),2/1 22:59	0-0,2/1 24:10	INJ
Feb 22	Vs VGK		0-0,0/-2 16:05	MIN	INJ	0-0,4/0 23:43	0-0,1/-2 25:02	INJ
Feb 24	Vs MIN		0-0,0/-3 15:04	MIN	INJ	0-1,3/0 21:54	0-1,1/-2 26:51	INJ
Feb 26	@ ARI		0-0,0/0 12:36	MIN	INJ	0-0,0/-1 23:32	0-1,1/0 26:54	INJ
Feb 27	@ ARI	0-0,1/0 11:20	0-0,0/0 18:05	MIN	INJ	0-0,2/0 25:00	INJ	INJ
Mar 1	@ SJS	0-0,1/-1 10:41	INJ	MIN	INJ	0-1,0/1 27:02	INJ	INJ
Mar 3	@ SJS	0-0,0/0 10:20	INJ	MIN	INJ	0-0,2/2 26:08	INJ	INJ
Mar 5	Vs ANA	0-1,2/1 12:54	INJ	MIN	INJ	0-1,1/2 28:15	INJ	INJ
Mar 6	Vs ANA	0-0,1/0 13:37	INJ	MIN	INJ	0-1,3/2 26:58	INJ	INJ
Mar 8	Vs ARI	0-0,0/-1 12:37	INJ	0-0,0/0 13:39	INJ	0-0,3/-1 25:28	INJ	INJ
Mar 10	Vs ARI	0-0,0/0 09:14	INJ	0-0,0/-1 10:40	INJ	0-1,4/1 28:24	INJ	INJ
Mar 12	Vs LAK	0-0,0/0 09:03	INJ	0-0,2/0 13:06	INJ	0-1,3/2 26:27	INJ	INJ
Mar 14	Vs LAK	0-2,2/2 14:16	INJ	0-0,1/1 17:22	INJ	0-0,3/1 27:31	INJ	INJ
Mar 16	Vs ANA	0-0,1/-3 13:36	INJ	0-0,3/0 14:03	INJ	0-3,2/3 24:29	INJ	MIN
Mar 18	Vs MIN	MIN	0-0,0/1 15:58	MIN	INJ	0-0,4/1 23:38	0-0,6/1 19:13	MIN
Mar 20	Vs MIN	MIN	0-0,2/1 17:33	MIN	INJ	1-0,1/3 21:47	1-1(W),3/2 21:11	MIN
Mar 22	@ ARI	MIN	0-0,1/1 16:08	MIN	INJ	0-0,1/1 22:56	0-0,1/1 21:12	MIN
Mar 23	@ ARI	0-0,1/0 07:07	INJ	MIN	INJ	0-0,7/-2 24:58	0-1,2/-3 26:32	MIN
Mar 25	Vs VGK	MIN	0-0,1/1 18:54	MIN	INJ	0-1,1/2 21:46	1-1,2/2 22:20	MIN
Mar 27	Vs VGK	0-0,0/0 05:22	INJ	MIN	INJ	1-0,2/-1 28:20	0-0,2/-1 25:38	MIN
Mar 29	Vs ANA	0-0,0/0 11:32	INJ	MIN	INJ	0-0,7/0 25:11	0-3,4/4 21:59	MIN
Mar 31	Vs ARI	0-0,1/2 12:38	INJ	MIN	INJ	0-1,0/3 22:02	0-0,3/1 22:25	MIN
Apr 2	Vs STL	0-0,1/0 04:13	INJ	MIN	INJ	0-0,1/-1 27:17	0-1,2/1 24:35	MIN
Apr 3	Vs STL	0-0,0/0 05:18	INJ	MIN	INJ	0-1,1/1 28:44	1-0(W),4/2 26:43	MIN
Apr 5	@ MIN	MIN	INJ	MIN	INJ	0-1,4/3 29:48	0-1,4/2 24:47	MIN
Apr 7	@ MIN	MIN	INJ	MIN	INJ	0-0,2/-2 20:35	0-2,1/-2 25:53	MIN
Apr 9	@ ANA	MIN	INJ	MIN	INJ	0-0,0/1 24:27	0-0,1/0 24:14	MIN
Apr 11	@ ANA	MIN	INJ	MIN	INJ	0-0,3/2 27:48	0-1,1/1 24:47	MIN
Apr 12	Vs ARI	MIN	INJ	MIN	INJ	0-1,3/0 27:05	0-2,1/1 23:26	MIN
Apr 14	@ STL	MIN	INJ	MIN	INJ	0-0,2/0 26:06	0-1,2/1 25:06	MIN
Apr 22	@ STL	MIN	INJ	MIN	INJ	0-0,0/1 24:37	0-1,2/-1 22:38	MIN
Apr 24	@ STL	MIN	INJ	MIN	INJ	0-0,2/-1 23:36	1-2,4/-3 26:28	MIN
Apr 26	@ STL	MIN	INJ	MIN	INJ	0-0,2/0 20:39	0-0,3/-3 25:10	MIN
Apr 28	@ VGK	MIN	INJ	MIN	INJ	1-0,3/-1 22:14	0-0,2/-1 25:08	MIN
Apr 30	Vs SJS	MIN	INJ	MIN	INJ	0-0,2/1 25:52	1-1,7/0 28:57	MIN
May 1	Vs SJS	0-0,0/0 10:54	INJ	MIN	INJ	0-1,4/1 28:27	0-1,0/0 23:53	MIN
May 3	@ SJS	0-0,1/-1 08:15	INJ	MIN	INJ	0-0,6/-1 26:53	0-1,0/1 27:16	MIN
May 5	@ SJS	MIN	INJ	MIN	INJ	0-0,1/-2 24:36	0-0,4/-2 23:29	MIN
May 7	@ LAK	MIN	INJ	MIN	INJ	0-1,1/0 26:28	1-1(W),7/1 23:03	MIN
May 8	@ LAK	MIN	INJ	MIN	INJ	2-0(W),2/2 25:08	1-1,4/2 24:49	MIN
May 10	@ VGK	MIN	INJ	MIN	INJ	0-0,1/1 24:57	0-0,2/1 24:11	MIN
May 12	Vs LAK	MIN	INJ	MIN	INJ	0-2,3/2 22:41	0-0,0/1 22:00	MIN
May 13	Vs LAK	MIN	INJ	MIN	INJ	0-1,3/2 26:11	0-1,1/2 25:27	MIN

PLAYER GAME-BY-GAME

2020-21 COLORADO AVALANCHE

Skaters: Goals-Assists (GW or GT, Shots / (+/-), TOI) Goalies: GA/Shots, Decision, Minutes Played

Date	Opp.	CALVERT #11	MEGNA #12	NICHUSHKIN #13	DRIES #15	JUST #17	NEWHOOK #18	SAAD #20
Jan 13	Vs STL	0-0,0/-1 14:58		0-0,0/0 08:42		0-0,0/0 14:08		0-0,0/-4 13:40
Jan 15	Vs STL	0-0,1/0 15:50		0-0,0/1 12:48		0-0,1/0 15:42		0-0,1/0 14:35
Jan 19	@ LAK	0-1,2/1 15:57		0-0,3/-1 12:07		0-0,0/0 14:59		1-0,2/0 15:18
Jan 21	@ LAK	0-0,1/0 13:03		0-0,0/0 14:26		0-0,0/0 12:19		0-0,0/-1 16:49
Jan 22	@ ANA	0-0,2/0 16:52		0-0,1/-2 13:05		0-0,0/0 11:52		0-0,1/-2 13:07
Jan 24	@ ANA	0-0,1/-1 12:01		0-0,0/-1 11:26		0-0,1/0 14:22		0-0,1/-1 10:51
Jan 26	Vs SJS	INJ		1-1(W),1/1 15:10		0-1,2/0 14:49		2-0,3/1 16:04
Jan 28	Vs SJS	INJ		0-0,1/0 14:36		0-0,1/0 13:06		0-2,1/2 13:13
Jan 30	@ MIN	INJ		0-0,1/0 12:07		0-0,2/1 13:49		1-1,2/1 14:17
Jan 31	@ MIN	INJ		0-0,1/0 14:30		0-0,1/0 13:14		1-0,2/-1 15:58
Feb 2	Vs MIN	INJ		1-0(W),2/1 13:51	0-0,1/1 08:20	0-0,2/1 17:11		0-0,2/0 15:27
Feb 14	@ VGK	INJ	0-0,1/0 07:12	0-0,1/-1 13:12	0-0,0/0 07:41	INJ		0-0,1/0 18:21
Feb 16	@ VGK	INJ	0-0,1/0 09:21	0-0,1/0 15:56	0-0,0/0 07:25	INJ		1-1,3/3 16:19
Feb 20	Vs VGK	0-0,4/0 12:32	MIN	0-0,2/0 09:14	MIN	0-0,0/0 12:28		0-0,1/0 13:22
Feb 22	Vs VGK	0-0,1/-1 14:05	MIN	0-0,1/0 11:26	MIN	0-0,2/0 14:02		0-0,1/0 13:46
Feb 24	Vs MIN	0-0,1/-1 16:03	MIN	0-0,2/-1 12:36	MIN	0-0,0/0 10:57		DNP
Feb 26	@ ARI	INJ	MIN	0-0,2/0 12:36	MIN	0-0,1/-1 15:30		0-0,1/-1 15:01
Feb 27	@ ARI	INJ	MIN	0-1,2/1 10:55	MIN	1-0,5/1 14:44		0-0,3/-1 15:04
Mar 1	@ SJS	INJ	MIN	0-0,1/-2 11:40	MIN	0-0,3/-1 12:33		0-0,0/-2 13:12
Mar 3	@ SJS	INJ	MIN	0-0,0/0 11:20	MIN	0-0,2/0 12:16		0-0,2/0 15:11
Mar 5	Vs ANA	INJ	MIN	2-0(W),7/2 15:00	MIN	0-1,2/-1 12:48		1-2,2/2 15:17
Mar 6	Vs ANA	INJ	0-0,2/0 12:05	0-1,3/1 17:27	MIN	0-0,3/0 16:57		1-0,1/0 13:58
Mar 8	Vs ARI	0-0,2/0 11:03	0-0,1/0 11:33	1-0,3/-1 16:12	MIN	0-0,3/0 12:27		0-0,2/0 15:15
Mar 10	Vs ARI	0-0,1/0 11:31	MIN	0-0,4/0 15:12	MIN	0-0,0/-1 10:44		1-0,3/0 15:40
Mar 12	Vs LAK	0-0,0/0 14:25	MIN	0-0,2/0 13:01	MIN	0-0,2/0 11:01		0-0,3/0 14:29
Mar 14	Vs LAK	0-0,1/0 13:39	MIN	0-1,4/1 13:45	MIN	0-0,4/0 18:07		0-1,1/2 11:31
Mar 16	Vs ANA	0-1,0/1 13:44	MIN	0-1,1/0 13:21	MIN	0-0,2/-1 12:20		1-1,2/0 13:07
Mar 18	Vs MIN	0-0,4/0 14:40	MIN	0-0,1/1 11:40	MIN	0-0,2/1 14:35		0-0,1/0 14:16
Mar 20	Vs MIN	0-0,3/0 14:23	MIN	1-0,3/2 12:12	MIN	1-0,5/2 13:20		0-1,4/1 14:03
Mar 22	@ ARI	0-1,1/1 11:11	MIN	0-2,2/2 15:56	MIN	0-2,5/2 13:35		0-0,0/1 13:20
Mar 23	@ ARI	0-0,1/-1 12:38	MIN	1-0,2/1 13:34	MIN	0-0,0/0 14:16		0-0,0/0 12:17
Mar 25	Vs VGK	INJ	MIN	0-0,3/0 14:05	MIN	0-0,0/0 13:24		0-0,0/0 13:55
Mar 27	Vs VGK	INJ	MIN	0-0,1/1 15:16	MIN	0-0,1/1 15:15		0-0,2/0 16:02
Mar 29	Vs ANA	INJ	MIN	1-1,1/2 13:48	MIN	1-0,4/2 12:53		0-0,2/0 15:07
Mar 31	Vs ARI	INJ	MIN	0-1,5/2 15:19	MIN	0-1,1/2 14:25		0-0,0/0 14:59
Apr 2	Vs STL	INJ	MIN	INJ	MIN	0-0,3/0 12:52		1-0,4/-1 13:07
Apr 3	Vs STL	INJ	MIN	0-0,3/0 12:37	MIN	0-0,2/-1 12:51		0-0,1/0 11:15
Apr 5	@ MIN	INJ	MIN	0-0,2/0 15:16	MIN	0-0,1/0 14:02		1-0,2/0 11:16
Apr 7	@ MIN	INJ	MIN	0-0,1/-1 12:13	MIN	0-0,2/-1 12:20		0-0,1/0 15:04
Apr 9	@ ANA	INJ	MIN	1-0(W),3/1 16:05	MIN	0-1,2/1 14:34		0-0,2/0 13:15
Apr 11	@ ANA	INJ	MIN	0-1,1/0 16:35	MIN	0-1,2/1 12:45		0-0,1/0 13:06
Apr 12	Vs ARI	INJ	MIN	0-0,1/0 13:17	MIN	0-1,0/1 14:46		1-0,1/1 12:36
Apr 14	@ STL	INJ	MIN	0-0,3/-1 11:28	MIN	0-1,1/0 11:57		1-0(W),1/0 10:40
Apr 22	@ STL	INJ	MIN	0-0,1/1 17:59	MIN	0-1,1/1 14:42		1-0,2/1 13:02
Apr 24	@ STL	INJ	MIN	0-0,0/0 17:09	MIN	0-0,3/0 14:47		0-0,3/0 13:53
Apr 26	@ STL	INJ	MIN	0-0,2/0 15:02	MIN	0-0,2/0 14:58		INJ
Apr 28	@ VGK	INJ	MIN	0-0,1/-2 18:55	MIN	0-0,2/-2 16:57		INJ
Apr 30	Vs SJS	INJ	MIN	0-0,2/0 17:25	MIN	0-0,2/0 16:46		INJ
May 1	Vs SJS	INJ	MIN	0-0,3/0 12:39	MIN	0-0,1/1 12:38		INJ
May 3	@ SJS	INJ	MIN	1-0,3/0 14:26	MIN	0-0,0/-1 13:54		INJ
May 5	@ SJS	INJ	MIN	0-0,1/1 13:58	MIN	1-0,1/1 14:00	0-0,1/1 13:20	INJ
May 7	@ LAK	INJ	MIN	0-0,2/-1 19:02	MIN	1-0,1/1 18:12	0-1,0/1 13:29	INJ
May 8	@ LAK	INJ	0-0,0/0 09:22	0-0,2/-1 18:09	MIN	0-0,1/0 15:59	0-0,2/1 14:17	INJ
May 10	@ VGK	INJ	DNP	0-0,2/0 15:11	MIN	0-0,0/1 15:30	0-2,0/1 10:33	INJ
May 12	Vs LAK	INJ	0-1,5/1 13:30	0-1,0/2 15:05	MIN	0-0,1/1 15:03	0-0,1/1 15:29	INJ
May 13	Vs LAK	INJ	0-1,2/1 08:43	0-0,1/0 14:26	MIN	2-0(W),7/2 18:57	0-0,4/0 14:56	INJ

PLAYER GAME-BY-GAME

2020-21 COLORADO AVALANCHE

Skaters: Goals-Assists (GW or GT, Shots / (+/-), TOI) Goalies: GA/Shots, Decision, Minutes Played

Date	Opp.	TIMMINS #22	NEMETH #24	O'CONNOR #25	MacDONALD #26	GRAVES #27	COLE #28	MacKINNON #29
Jan 13	Vs STL	0-0,1/-3 15:47				0-0,2/-2 18:08	0-0,0/-1 14:54	0-0,4/0 19:24
Jan 15	Vs STL	0-0,2/1 14:55				0-1,1/0 22:40	0-0,2/1 14:28	1-2,5/2 15:49
Jan 19	@ LAK	0-0,1/0 10:41				0-0,2/-1 12:52	DNP	0-2,2/0 23:10
Jan 21	@ LAK	0-0,0/0 08:45				0-0,4/0 16:37		1-1,5/-1 23:09
Jan 22	@ ANA	MIN				0-0,0/-2 17:40		0-0,4/1 22:19
Jan 24	@ ANA	0-0,2/0 11:28				DNP		0-1,4/0 22:52
Jan 26	Vs SJS	MIN				0-0,1/1 15:00		0-1,6/2 16:39
Jan 28	Vs SJS	MIN				0-0,2/1 15:46		0-1,6/0 21:44
Jan 30	@ MIN	0-0,2/0 17:56		1-0,2/1 10:10		0-0,3/0 20:01		0-2,4/1 22:24
Jan 31	@ MIN	0-0,0/0 12:27		0-0,2/0 08:46	0-0,4/0 10:58	0-0,0/-2 18:24		0-2,1/1 15:24
Feb 2	Vs MIN	0-0,1/1 14:27		1-0,2/1 08:15	0-0,3/0 15:35	0-0,2/0 17:20		INJ
Feb 14	@ VGK	0-0,1/-1 19:00		0-0,3/0 12:55	0-0,2/0 19:41	0-0,4/0 21:35		0-0,4/0 22:34
Feb 16	@ VGK	0-0,1/1 20:15		0-0,3/0 13:53	0-0,1/1 15:32	0-1,2/2 24:48		1-0,4/1 21:24
Feb 20	Vs VGK	0-0,0/-1 09:52		MIN	MIN	0-0,1/0 20:16		1-2,5/2 20:49
Feb 22	Vs VGK	0-0,1/0 13:23		MIN	MIN	0-0,5/0 18:48		0-0,3/-1 18:21
Feb 24	Vs MIN	0-0,1/-2 07:44		0-0,0/0 09:09	MIN	0-0,1/-1 18:29		0-0,3/-2 22:03
Feb 26	@ ARI	MIN		MIN	0-0,3/1 10:24	0-0,2/1 18:29		0-1,3/-1 24:02
Feb 27	@ ARI	MIN		0-0,1/0 12:11	1-0,3/1 14:25	0-1,3/3 21:49		1-0,7/1 19:59
Mar 1	@ SJS	0-0,1/0 12:29		0-0,1/-1 10:42	0-0,0/0 16:02	0-0,1/-4 20:27		0-1,6/-1 22:28
Mar 3	@ SJS	0-0,0/0 11:30		0-0,1/0 10:29	0-0,3/1 14:07	0-0,4/1 23:55		0-1,2/2 18:05
Mar 5	Vs ANA	0-0,1/-1 09:10		0-0,0/0 10:14	0-0,2/-1 20:47	0-0,3/-1 17:46		INJ
Mar 6	Vs ANA	0-0,0/0 12:38		1-0,2/1 11:47	0-0,3/0 18:22	0-0,2/-1 21:45		INJ
Mar 8	Vs ARI	INJ		0-0,0/0 10:37	0-0,2/0 17:43	0-1,0/1 17:51		INJ
Mar 10	Vs ARI	INJ		0-0,1/0 11:26	0-0,4/0 16:33	0-0,6/0 19:19		0-0,10/0 24:44
Mar 12	Vs LAK	INJ		0-0,2/0 13:19	0-0,1/0 20:46	0-1,0/2 21:23		1-0,3/2 19:21
Mar 14	Vs LAK	INJ		0-0,5/0 15:10	0-0,1/1 15:59	0-0,2/1 19:46		1-0,3/0 16:55
Mar 16	Vs ANA	INJ		0-0,1/0 11:20	0-0,0/1 19:32	0-0,0/2 18:54		1-0(W),5/1 20:19
Mar 18	Vs MIN	INJ		0-0,6/0 13:07	0-1,3/1 17:04	0-1,0/2 19:28		1-2,4/3 16:25
Mar 20	Vs MIN	INJ		MIN	0-0,0/0 17:09	0-2,3/2 20:10		0-3,1/3 16:09
Mar 22	@ ARI	INJ		MIN	0-1,0/3 17:31	0-0,2/1 17:41		0-1,2/1 19:07
Mar 23	@ ARI	MIN		0-0,0/0 12:26	0-0,1/1 18:46	0-1,2/0 18:35		1-2,8/0 22:37
Mar 25	Vs VGK	MIN		0-1,1/3 12:35	0-0,1/0 09:26	0-0,0/1 19:43		0-0,3/0 18:26
Mar 27	Vs VGK	MIN		0-0,1/0 07:58	0-0,1/1 15:07	0-0,2/0 20:11		0-1,1/0 22:39
Mar 29	Vs ANA	MIN		0-1,2/0 09:39	0-0,1/0 14:45	0-1,3/2 17:15		0-2,7/0 20:22
Mar 31	Vs ARI	MIN		0-0,1/1 04:34	0-1,2/1 16:07	0-1,5/2 21:29		0-2,2/1 16:14
Apr 2	Vs STL	MIN		INJ	0-1,0/1 12:40	0-0,1/0 21:09		2-0(W),7/1 19:15
Apr 3	Vs STL	MIN		INJ	0-0,1/0 10:12	0-0,0/-1 21:17		1-0,5/2 21:05
Apr 5	@ MIN	MIN		INJ	0-1,0/0 09:45	0-0,0/-1 21:09		1-1,2/2 19:07
Apr 7	@ MIN	MIN		INJ	0-1,4/0 14:18	0-0,2/-1 16:19		1-1,3/-2 20:47
Apr 9	@ ANA	MIN		INJ	SUS	0-1,6/1 22:47		0-1,6/1 21:24
Apr 11	@ ANA	MIN		INJ	SUS	1-0,4/1 20:53		1-1,7/1 20:59
Apr 12	Vs ARI	MIN		INJ	0-0,0/1 08:35	0-0,0/2 23:47		1-1,1/2 20:15
Apr 14	@ STL	0-1,1/1 09:09		INJ	0-0,0/1 11:09	0-0,0/0 21:38		0-1,6/1 21:24
Apr 22	@ STL	0-0,1/1 08:01	0-0,0/2 21:06	INJ	INJ	0-0,1/0 17:05		0-3,5/2 19:41
Apr 24	@ STL	0-0,1/0 09:34	0-0,0/0 18:09	INJ	INJ	0-0,0/-1 14:33		1-2,3/-2 19:56
Apr 26	@ STL	0-0,0/0 12:47	0-0,0/0 15:22	INJ	INJ	0-0,1/-1 17:39		1-0,6/-3 20:40
Apr 28	@ VGK	0-0,0/-1 10:07	0-0,0/-1 14:46	INJ	INJ	1-0,4/2 16:43		0-1,6/-1 23:38
Apr 30	Vs SJS	0-0,3/0 16:51	0-0,0/1 19:50	INJ	INJ	0-0,1/0 02:56		0-0,0/0 15:23
May 1	Vs SJS	0-2,0/3 18:27	1-0,4/1 23:34	INJ	INJ	INJ		1-1,9/2 22:40
May 3	@ SJS	0-0,0/2 18:06	0-0,0/-2 13:36	INJ	INJ	0-1,1/2 20:23		0-2,9/0 24:18
May 5	@ SJS	0-1,3/1 16:07	0-1,1/1 15:52	INJ	0-1,0/1 14:58	0-0,2/1 18:38		0-0,2/-2 20:28
May 7	@ LAK	0-0,3/-1 20:42	0-0,0/0 05:43	INJ	0-1,0/0 15:51	0-0,3/0 22:48		INJ
May 8	@ LAK	0-0,2/0 16:13	0-0,0/-2 16:30	INJ	0-0,2/-2 12:27	0-0,1/0 19:32		INJ
May 10	@ VGK	0-1,0/0 16:43	0-0,1/0 17:25	INJ	0-0,1/0 11:06	0-0,2/0 20:42		0-0,2/0 20:32
May 12	Vs LAK	0-0,0/2 15:29	0-0,0/3 18:23	INJ	DNP	0-0,0/1 18:45		INJ
May 13	Vs LAK	0-2,2/3 09:26	0-0,1/3 18:48	INJ	DNP	0-0,2/-1 15:58		INJ

PLAYER GAME-BY-GAME

2020-21 COLORADO AVALANCHE

Skaters: Goals-Assists (GW or GT, Shots / (+/-), TOI) Goalies: GA/Shots, Decision, Minutes Played

Date	Opp.	SODERBERG #34	COMPHER #37	O'BRIEN #38	BELLEMARE #41	SHERWOOD #44	GIRARD #49	KAUT #61
Jan 13	Vs STL		0-1,2/-1 14:20		0-0,0/0 12:56		0-1,3/-2 21:29	
Jan 15	Vs STL		0-0,0/1 15:50		0-0,1/0 14:39		0-2,7/2 22:50	
Jan 19	@ LAK		0-0,0/0 12:55		0-0,1/0 12:42		0-1,0/0 18:03	
Jan 21	@ LAK		0-0,1/0 13:20		0-0,0/0 11:39		0-0,0/1 18:41	
Jan 22	@ ANA		0-0,1/0 14:50		0-0,0/0 11:39		0-1,1/0 19:35	0-0,0/0 05:50
Jan 24	@ ANA		0-0,0/-1 15:46		0-0,1/0 10:03		0-0,3/-2 21:21	MIN
Jan 26	Vs SJS		0-0,0/0 17:08		0-0,2/1 11:37	0-1,1/0 09:58	1-0,2/1 19:08	MIN
Jan 28	Vs SJS		0-0,0/0 15:19		0-0,0/0 02:20	0-0,1/0 08:46	0-0,0/2 19:59	MIN
Jan 30	@ MIN		1-0,2/0 15:03		INJ	0-0,0/1 10:12	0-2,0/1 24:58	MIN
Jan 31	@ MIN		0-0,0/-1 17:47		INJ	MIN	0-1,1/-1 26:13	MIN
Feb 2	Vs MIN		0-0,2/0 18:48		INJ	0-1,0/1 08:02	0-0,1/2 25:47	MIN
Feb 14	@ VGK		0-0,2/0 13:10		0-0,1/0 12:12	MIN	INJ	MIN
Feb 16	@ VGK		0-0,0/-1 17:39		0-0,0/0 10:42	MIN	DNP	MIN
Feb 20	Vs VGK		0-0,0/0 13:02		0-0,4/0 12:53	MIN	1-0,3/1 20:48	MIN
Feb 22	Vs VGK		0-0,0/0 11:07		0-0,3/-1 11:36	MIN	0-0,1/0 21:19	MIN
Feb 24	Vs MIN		1-0,4/-1 14:52		0-0,2/0 10:35	MIN	0-1,3/-1 24:44	MIN
Feb 26	@ ARI		0-0,0/-1 15:19		0-0,3/-1 13:56	MIN	0-0,0/-1 24:30	MIN
Feb 27	@ ARI		0-1,1/3 14:30		1-0,2/2 13:07	MIN	0-2,0/2 25:05	MIN
Mar 1	@ SJS		0-0,2/0 14:17		0-0,3/-1 11:09	MIN	1-0,1/-3 25:41	MIN
Mar 3	@ SJS		0-0,4/0 14:31		0-0,0/0 10:44	MIN	1-0,3/2 25:38	MIN
Mar 5	Vs ANA		0-0,1/0 17:48		0-0,1/0 11:01	0-0,2/-1 06:25	0-0,0/0 28:41	MIN
Mar 6	Vs ANA		INJ		0-0,0/0 12:07	0-0,1/0 09:26	0-2,2/-1 24:17	MIN
Mar 8	Vs ARI		INJ		0-0,1/0 10:48	MIN	0-1,4/-1 27:25	MIN
Mar 10	Vs ARI		INJ		0-0,1/0 12:09	MIN	0-1,2/1 29:33	MIN
Mar 12	Vs LAK		INJ		0-0,4/0 13:20	MIN	0-0,4/0 25:43	MIN
Mar 14	Vs LAK		INJ		0-0,1/0 12:53	MIN	0-0,1/0 23:07	MIN
Mar 16	Vs ANA		INJ		1-0,2/1 13:31	MIN	1-1,3/3 24:24	MIN
Mar 18	Vs MIN		DNP		0-0,0/0 14:03	MIN	0-1,5/2 20:31	MIN
Mar 20	Vs MIN		0-0,0/0 11:54		0-0,2/0 14:19	MIN	0-0,0/2 21:32	MIN
Mar 22	@ ARI		0-1,2/1 11:25		1-0,2/1 11:23	MIN	0-0,0/3 20:07	MIN
Mar 23	@ ARI		DNP		0-0,1/-1 11:54	MIN	0-2,2/2 26:13	MIN
Mar 25	Vs VGK		1-1(W),1/3 12:21		1-0,4/3 12:27	MIN	0-1,1/0 22:55	MIN
Mar 27	Vs VGK		0-0,0/0 08:59		0-0,0/0 07:34	MIN	0-1,1/2 25:57	MIN
Mar 29	Vs ANA		1-0,2/1 09:20		0-0,1/0 07:43	MIN	0-0,1/-2 23:58	MIN
Mar 31	Vs ARI		0-1,1/1 13:03		1-1,1/1 10:55	MIN	0-2,1/1 21:21	MIN
Apr 2	Vs STL		0-0,0/0 14:00	0-0,1/0 07:36	0-0,3/0 13:21	0-0,0/0 07:14	0-0,4/-1 26:01	MIN
Apr 3	Vs STL		0-0,0/0 11:23	0-0,1/0 06:03	0-0,1/-1 10:27	MIN	0-0,0/0 23:03	MIN
Apr 5	@ MIN		1-0,2/1 12:54	0-1,0/1 05:27	0-0,1/1 13:25	MIN	0-2,3/1 26:46	MIN
Apr 7	@ MIN		0-0,0/0 14:01	0-0,0/0 06:16	0-0,0/0 11:10	MIN	0-0,1/-2 19:48	MIN
Apr 9	@ ANA		0-0,0/1 11:13	0-0,0/0 07:21	0-0,0/0 10:39	MIN	0-0,3/1 24:15	MIN
Apr 11	@ ANA		0-0,3/-1 12:04	0-0,1/0 05:44	0-0,0/0 10:24	MIN	0-0,1/0 24:01	MIN
Apr 12	Vs ARI		0-0,1/-1 11:21	0-0,0/-1 08:00	0-0,1/-1 11:24	MIN	0-1,1/1 24:20	MIN
Apr 14	@ STL	0-0,0/0 15:02	1-1,2/2 15:22	0-2,1/2 06:56	1-0,2/1 10:20	MIN	0-0,2/1 24:06	MIN
Apr 22	@ STL	0-0,4/0 15:28	0-0,0/-1 17:54	0-0,1/-1 05:33	1-0,1/0 14:14	MIN	0-0,1/1 20:17	0-0,0/0 07:57
Apr 24	@ STL	0-0,2/-1 13:47	0-0,1/-2 18:15	0-0,0/0 06:55	0-0,0/0 11:15	MIN	0-0,2/0 22:57	0-0,1/0 07:39
Apr 26	@ STL	0-0,2/0 13:30	0-0,0/0 18:59	0-0,1/0 09:02	0-0,3/0 11:15	0-0,4/0 09:33	0-0,0/-2 22:15	0-0,1/0 13:11
Apr 28	@ VGK	0-1,5/0 15:07	0-0,1/1 19:12	0-0,0/0 03:57	0-0,0/0 09:00	0-0,4/1 10:26	0-0,0/-1 22:12	0-0,0/-1 05:22
Apr 30	Vs SJS	0-1,3/1 13:46	0-0,1/0 12:47	DNP	0-0,1/0 11:53	0-0,2/0 06:31	0-0,1/0 21:11	MIN
May 1	Vs SJS	0-0,1/0 15:13	0-1,0/0 10:50	DNP	0-0,0/0 08:38	0-0,1/0 06:58	INJ	MIN
May 3	@ SJS	0-0,1/1 11:39	0-0,1/0 12:12	DNP	0-0,0/0 07:40	0-0,0/0 07:29	INJ	MIN
May 5	@ SJS	0-0,2/0 08:43	0-0,1/0 11:36	DNP	0-0,0/0 10:17	DNP	INJ	MIN
May 7	@ LAK	0-0,0/-1 09:42	0-0,0/0 13:12	DNP	0-0,0/-1 10:15	0-0,1/-1 11:15	INJ	MIN
May 8	@ LAK	INJ	0-1,2/1 15:33	DNP	0-1,0/0 09:16	0-0,0/0 07:32	INJ	MIN
May 10	@ VGK	0-0,0/0 05:44	1-0(W),1/1 12:59	DNP	0-0,1/0 12:29	DNP	INJ	MIN
May 12	Vs LAK	DNP	3-0,3/3 16:16	DNP	1-0,1/1 13:16	0-1,1/1 11:18	0-1,3/1 19:02	MIN
May 13	Vs LAK	DNP	0-0,0/1 16:00	DNP	1-0,1/1 09:05	0-0,0/0 09:40	0-0,1/-1 23:00	MIN

PLAYER GAME-BY-GAME

2020-21 COLORADO AVALANCHE

Skaters: Goals-Assists (GW or GT, Shots / (+/-), TOI) Goalies: GA/Shots, Decision, Minutes Played

Date	Opp.	MIDDLETON #67	DONSKOI #72	BURROUGHS #88	KADRI #91	LANDESKOG #92	BURAKOVSKY #95	RANTANEN #96
Jan 13	Vs STL		0-0,1/0 12:54		0-0,1/-3 16:41	0-0,4/-3 18:55	1-0,2/0 14:48	0-0,5/0 17:49
Jan 15	Vs STL		1-0,1/1 12:34		1-1,3/0 16:20	2-0(W),4/2 14:50	1-1,1/0 11:52	1-1,4/2 15:22
Jan 19	@ LAK		0-1,1/0 15:33		0-0,4/0 17:56	0-1,2/0 21:56	INJ	1-0(W),3/0 19:44
Jan 21	@ LAK		0-0,0/0 10:58		0-0,2/-1 19:16	0-0,3/-1 22:03	INJ	1-1,6/-1 23:32
Jan 22	@ ANA		1-0,1/0 10:52		0-0,3/-2 14:05	1-1(W),6/2 21:02	INJ	1-0,2/1 21:37
Jan 24	@ ANA		0-0,0/0 09:05		0-0,3/-2 16:01	0-0,3/0 22:47	0-0,1/-1 13:16	1-0,4/0 22:41
Jan 26	Vs SJS		1-0,3/0 12:03		0-1,4/1 16:20	0-1,1/1 16:45	0-2,2/1 13:41	1-0,4/1 16:24
Jan 28	Vs SJS		0-1,1/1 14:30		2-1(W),10/2 17:14	0-0,4/0 20:40	1-0,3/1 12:44	0-0,2/0 20:52
Jan 30	@ MIN		1-0(W),1/0 15:19		0-0,1/0 16:04	0-1,3/0 21:07	0-2,0/0 13:37	1-1,3/1 20:42
Jan 31	@ MIN		1-0,2/1 17:53		0-1,1/-1 18:24	0-1,1/0 21:34	0-0,1/-1 14:28	0-0,2/0 20:20
Feb 2	Vs MIN		0-1,1/1 13:29		0-0,1/0 17:32	0-0,1/0 21:56	0-0,3/0 14:48	0-0,5/0 21:57
Feb 14	@ VGK		0-0,0/-1 16:14		0-0,1/-1 15:58	INJ	0-0,2/0 17:30	0-0,3/0 20:59
Feb 16	@ VGK		0-2,1/2 14:57		1-0(W),3/2 17:12	INJ	0-0,0/-1 18:49	0-1,2/0 19:26
Feb 20	Vs VGK		0-0,2/-1 12:35		0-0,6/-1 18:40	0-0,2/0 19:01	0-0,0/1 12:42	0-2,4/1 19:41
Feb 22	Vs VGK		0-0,2/0 13:38		0-0,2/0 17:04	0-0,4/-1 17:29	0-0,2/0 14:34	0-0,1/-2 18:31
Feb 24	Vs MIN		0-0,0/-3 12:07		1-0,2/-5 18:38	0-0,4/-2 22:00	0-0,1/0 12:34	0-1,4/-2 20:48
Feb 26	@ ARI		0-0,0/-1 13:13		1-2(W),4/2 16:27	0-0,2/1 17:19	1-0,5/1 14:27	1-1,2/2 19:52
Feb 27	@ ARI		1-1,2/2 13:01		0-0,1/-2 16:18	1-0(W),3/0 18:21	0-2,2/1 12:32	0-2,3/1 19:50
Mar 1	@ SJS		0-0,2/-1 11:42		0-1,7/-2 17:34	1-0,2/-1 22:13	0-1,0/0 12:36	0-0,4/-1 21:14
Mar 3	@ SJS		0-0,0/0 11:21		0-2,3/1 17:13	1-3,4/3 21:14	0-0,4/0 18:16	2-2(W),4/3 21:42
Mar 5	Vs ANA		0-1,0/2 13:58		0-0,2/0 22:14	0-0,3/0 20:40	0-0,1/-1 19:51	0-0,4/0 21:26
Mar 6	Vs ANA		0-0,0/0 15:12		0-2,1/-1 20:01	0-1,2/0 19:15	0-1,4/-1 18:05	2-0,3/0 20:47
Mar 8	Vs ARI		0-0,0/0 11:32		0-1,6/1 20:51	0-0,2/-2 21:14	0-1,4/0 19:28	0-1,2/-2 22:03
Mar 10	Vs ARI		0-0,0/-1 11:46		0-0,1/1 18:59	1-0(W),7/1 22:57	0-1,0/1 17:14	0-0,2/1 23:03
Mar 12	Vs LAK		0-0,0/0 10:53		0-0,7/0 16:25	0-0,3/2 18:55	0-0,5/0 14:48	1-1(W),5/2 17:57
Mar 14	Vs LAK		1-0,1/1 12:18		1-1,4/3 13:23	0-1,0/0 16:44	1-1(W),3/2 11:22	0-1,4/0 16:02
Mar 16	Vs ANA		0-2,1/1 13:51		2-2,6/3 15:06	0-1,2/1 19:19	1-1,2/1 13:42	1-1,3/1 19:22
Mar 18	Vs MIN		1-0,2/1 12:06		0-0,6/0 17:07	1-2,5/3 16:09	0-0,0/0 13:28	2-2(W),6/3 16:18
Mar 20	Vs MIN		0-2,1/2 15:35		0-0,3/0 13:23	1-2,4/2 17:25	0-0,3/0 13:27	1-0,4/3 16:28
Mar 22	@ ARI		2-0,5/2 14:08		1-0,4/1 18:53	0-1,1/1 18:58	0-1,2/1 15:49	1-0(W),4/1 18:19
Mar 23	@ ARI		0-0,1/0 15:10		0-0,4/0 15:29	0-0,4/0 23:15	0-0,1/-1 12:58	1-1,3/0 21:38
Mar 25	Vs VGK		1-0,5/0 16:58		0-0,2/0 16:54	1-1,4/0 19:18	0-0,1/0 13:45	0-1,2/0 18:48
Mar 27	Vs VGK		1-0,5/0 17:05		0-0,2/0 13:57	0-0,1/-1 19:35	0-0,2/0 12:41	0-0,0/0 20:18
Mar 29	Vs ANA		0-1,2/2 16:52		0-0,2/0 19:20	1-0(W),4/0 18:50	0-0,0/-1 16:42	1-0,5/0 18:52
Mar 31	Vs ARI		3-1(W),6/3 16:12		0-1,2/1 16:45	2-1,3/1 16:43	2-0,2/1 17:08	1-2,2/1 16:32
Apr 2	Vs STL		0-0,1/0 17:07		0-1,4/-1 15:58	0-2,3/1 20:26	0-1,3/-1 14:08	0-0,1/1 19:47
Apr 3	Vs STL		0-0,4/0 17:15		0-0,4/0 15:45	0-1,0/1 23:14	0-0,2/0 14:57	0-0,5/2 21:51
Apr 5	@ MIN		0-0,0/0 15:13	0-0,1/-1 06:17	0-1,4/-1 12:23	1-0(W),3/1 19:26	1-1,1/0 11:22	0-1,6/1 20:21
Apr 7	@ MIN		0-0,3/-1 16:25	0-1,0/1 14:17	0-0,5/0 15:51	0-0,1/-2 20:08	1-0,2/0 13:30	1-1,4/-2 21:25
Apr 9	@ ANA	0-0,1/0 10:41	0-0,2/0 14:22	0-0,0/1 11:01	0-0,1/0 13:25	0-0,5/1 20:56	0-0,0/0 13:57	1-0,3/1 21:24
Apr 11	@ ANA	0-0,1/0 09:15	0-0,1/0 14:57	0-0,1/0 09:02	0-0,3/1 13:50	1-2(W),2/2 20:00	1-0,2/1 14:50	0-1,3/2 20:44
Apr 12	Vs ARI	0-0,0/-1 07:59	0-0,0/1 17:52	MIN	0-0,0/0 14:13	0-1,1/2 21:15	0-0,2/0 12:47	2-0(W),7/2 21:34
Apr 14	@ STL	MIN	INJ	MIN	0-0,1/0 15:45	0-0,0/0 21:54	0-0,2/0 14:07	1-1,2/1 21:43
Apr 22	@ STL	MIN	INJ	MIN	0-0,4/0 14:08	0-2,2/2 18:44	2-0(W),3/1 17:17	INJ
Apr 24	@ STL	MIN	INJ	MIN	0-0,5/-2 14:54	1-0,2/-2 20:03	0-2,2/-2 20:23	INJ
Apr 26	@ STL	MIN	INJ	MIN	0-0,2/0 15:26	0-1,2/-3 21:38	0-1,1/-3 20:46	INJ
Apr 28	@ VGK	MIN	INJ	MIN	0-0,3/-2 18:35	0-0,3/0 23:25	0-0,3/-2 21:04	INJ
Apr 30	Vs SJS	MIN	0-1,3/0 16:33	MIN	0-0,1/0 14:29	1-1(W),3/1 17:59	0-0,0/0 14:47	1-2,4/1 18:04
May 1	Vs SJS	MIN	0-0,2/-1 16:27	0-0,1/0 09:47	0-0,1/-1 14:38	0-0,8/0 22:22	1-0,3/1 12:19	1-1(W),6/2 22:57
May 3	@ SJS	MIN	0-0,1/1 17:30	MIN	1-0,2/1 15:40	1-1,2/0 23:04	1-1(W),1/0 14:25	1-1,3/0 23:30
May 5	@ SJS	MIN	0-0,2/1 16:38	MIN	0-1,3/1 16:27	0-0,6/-2 20:39	1-0,1/1 14:56	0-0,1/-2 20:03
May 7	@ LAK	MIN	0-0,4/0 16:44	MIN	0-0,3/-1 17:24	0-0,4/1 19:27	0-2,1/1 14:09	1-0,7/1 20:37
May 8	@ LAK	MIN	0-0,1/-1 20:39	MIN	0-0,4/0 18:06	0-0,3/0 17:35	0-2,2/1 16:51	0-1,2/-1 18:09
May 10	@ VGK	MIN	0-0,0/0 11:24	MIN	0-1,3/0 14:52	0-0,1/0 21:43	1-0,3/0 14:52	0-0,1/0 21:07
May 12	Vs LAK	MIN	1-0(W),7/0 16:46	MIN	0-0,2/1 14:31	1-1,4/2 16:37	0-1,3/0 16:52	0-3,3/2 14:57
May 13	Vs LAK	MIN	1-0,5/0 18:04	MIN	0-1,1/0 16:15	0-1,3/1 16:37	1-1,6/2 17:52	0-2,3/3 16:35

PLAYER GAME-BY-GAME

2020-21 COLORADO AVALANCHE

Skaters: Goals-Assists (GW or GT, Shots / (+/-), TOI) Goalies: GA/Shots, Decision, Minutes Played

Date	Opp.	WERNER #30	GRUBAUER #31	MISKA #32	JOHANSSON #35	FRANCOUZ #39	DUBNYK #40
Jan 13	Vs STL		4/32 L 60:00			DND	
Jan 15	Vs STL		0/21 W 58:59			DND	
Jan 19	@ LAK		2/25 W 59:59	DND		INJ	
Jan 21	@ LAK		DND	3/26 L 58:05		INJ	
Jan 22	@ ANA		2/38 W 61:26	DND		INJ	
Jan 24	@ ANA		2/14 L 58:41	DND		INJ	
Jan 26	Vs SJS		3/30 W 59:59	DND		INJ	
Jan 28	Vs SJS		0/21 W 59:52	DND		INJ	
Jan 30	@ MIN		1/20 W 60:00	DND		INJ	
Jan 31	@ MIN		DND	4/33 O 60:06		INJ	
Feb 2	Vs MIN		1/28 W 59:34	DND		INJ	
Feb 14	@ VGK	DND	1/24 L 58:27	INJ		INJ	
Feb 16	@ VGK	DND	2/29 W 60:00	INJ		INJ	
Feb 20	Vs VGK	DND	2/29 W 60:00	MIN		INJ	
Feb 22	Vs VGK	DND	3/28 L 60:00	MIN		INJ	
Feb 24	Vs MIN	DND	5/24 L 58:52	MIN		INJ	
Feb 26	@ ARI	MIN	DND	2/18 W 59:53		INJ	
Feb 27	@ ARI	MIN	2/25 W 59:44	DND		INJ	
Mar 1	@ SJS	MIN	5/26 L 59:01	DND		INJ	
Mar 3	@ SJS	MIN	0/26 W 60:00	DND		INJ	
Mar 5	Vs ANA	MIN	2/28 W 62:45	DND		INJ	
Mar 6	Vs ANA	MIN	DND	5/27 O 61:44		INJ	
Mar 8	Vs ARI	MIN	3/14 L 58:40	DND		INJ	
Mar 10	Vs ARI	MIN	1/14 W 64:09	DND		INJ	
Mar 12	Vs LAK	MIN	0/18 W 60:00	DND		INJ	
Mar 14	Vs LAK	MIN	1/28 W 60:00	DND		INJ	
Mar 16	Vs ANA	MIN	0/15 W 40:00	4/7 20:00		INJ	
Mar 18	Vs MIN	MIN	1/20 W 59:58	DND		INJ	
Mar 20	Vs MIN	DND	0/31 W 60:00	MIN		INJ	
Mar 22	@ ARI	MIN	1/25 W 60:00	MIN	DND	INJ	
Mar 23	@ ARI	MIN	DND	MIN	4/32 O 64:26	INJ	
Mar 25	Vs VGK	MIN	1/19 W 60:00	MIN	DND	INJ	
Mar 27	Vs VGK	MIN	3/34 O 61:56	MIN	DND	INJ	
Mar 29	Vs ANA	MIN	2/15 W 59:52	MIN	DND	INJ	
Mar 31	Vs ARI	MIN	3/31 W 59:45	MIN	DND	INJ	
Apr 2	Vs STL	MIN	DND	MIN	2/27 W 60:00	INJ	
Apr 3	Vs STL	MIN	1/28 W 60:00	MIN	DND	INJ	
Apr 5	@ MIN	MIN	4/25 W 60:00	MIN	DND	INJ	
Apr 7	@ MIN	MIN	7/18 L 47:14	MIN	1/1 12:42	INJ	
Apr 9	@ ANA	MIN	DND	MIN	0/28 W 60:00	INJ	
Apr 11	@ ANA	MIN	DNP	MIN	1/25 W 59:56	INJ	DND
Apr 12	Vs ARI	MIN	2/37 W 60:00	MIN	MIN	INJ	DND
Apr 14	@ STL	MIN	INJ	MIN	DND	INJ	3/34 W 59:30
Apr 22	@ STL	MIN	INJ	MIN	DND	INJ	2/27 W 60:00
Apr 24	@ STL	MIN	INJ	MIN	DND	INJ	4/29 L 58:10
Apr 26	@ STL	MIN	INJ	MIN	4/20 L 60:00	INJ	DND
Apr 28	@ VGK	MIN	INJ	MIN	DND	INJ	4/25 L 56:58
Apr 30	Vs SJS	MIN	0/21 W 60:00	MIN	MIN	INJ	DND
May 1	Vs SJS	MIN	DND	MIN	MIN	INJ	3/25 W 60:00
May 3	@ SJS	MIN	4/27 W 60:28	MIN	DND	INJ	INJ
May 5	@ SJS	MIN	3/33 L 57:34	MIN	DND	INJ	INJ
May 7	@ LAK	MIN	2/17 W 59:57	MIN	DND	INJ	INJ
May 8	@ LAK	MIN	DND	MIN	2/18 W 59:53	INJ	INJ
May 10	@ VGK	MIN	1/37 W 60:00	MIN	DND	INJ	INJ
May 12	Vs LAK	MIN	0/18 W 60:00	MIN	DND	INJ	INJ
May 13	Vs LAK	MIN	DND	MIN	1/22 W 60:00	INJ	INJ

TRANSACTIONS

2020-21 COLORADO AVALANCHE

- Jan. 8 – Josh Anderson contract terminated
- Jan. 10 – Kyle Burroughs, Sheldon Dries, Nick Henry, Jacob MacDonald, Jayson Megna, Dan Renouf, Miikka Salomaki, T.J. Tynan, Mike Vecchione, Adam Werner reassigned to Colorado Eagles (AHL)
- Jan. 12 – Shane Bowers, Dennis Gilbert, Martin Kaut, Logan O'Connor, Hunter Miska, Kiefer Sherwood assigned to Taxi Squad.
- Jan. 16 – Shane Bowers, Logan O'Connor reassigned to Colorado Eagles (AHL) from Taxi Squad...Bowen Byram assigned to Taxi Squad from Eagles...Conor Timmins assigned to Taxi Squad from Avalanche.
- Jan. 18 – Hunter Miska assigned to Avalanche from Taxi Squad...Adam Werner assigned to Taxi Squad from Colorado Eagles (AHL).
- Jan. 19 – Conor Timmins assigned to Avalanche from Taxi Squad...Greg Pateryn acquired from the Minnesota Wild for Ian Cole ... Dennis Gilbert assigned to Avalanche from Taxi Squad...Dennis Gilbert assigned to Taxi Squad from the Avalanche.
- Jan. 21 – Peyton Jones signed to one-year contract...Bowen Byram assigned to Avalanche from Taxi Squad...Conor Timmins assigned to Taxi Squad from Avalanche.
- Jan. 22 – Martin Kaut assigned to Avalanche from Taxi Squad...Martin Kaut assigned to Taxi Squad from Avalanche.
- Jan. 24 – Conor Timmins assigned to Avalanche from Taxi Squad...Dennis Gilbert assigned to Colorado Eagles (AHL) from Taxi Squad...Bowen Byram and Conor Timmins assigned to Taxi Squad from Avalanche.
- Jan. 25 – Greg Pateryn placed on waivers
- Jan. 26 – Greg Pateryn cleared waivers and is assigned to Taxi Squad...Bowen Byram assigned to Avalanche from Taxi Squad...Kiefer Sherwood assigned to Avalanche from Taxi Squad.
- Jan. 27 – Logan O'Connor assigned to Taxi Squad from Colorado Eagles (AHL)...Martin Kaut assigned from Taxi Squad to the Colorado Eagles (AHL)...Pavel Francouz placed on Injured Reserve.
- Jan. 29 – Matt Calvert placed on Injured Reserve (retroactive to Jan. 24) ... Logan O'Connor to Avalanche from Taxi Squad ...Shane Bowers, Sheldon Dries, Jacob MacDonald to Taxi Squad from Colorado Eagles (AHL).
- Jan. 30 – Conor Timmins assigned to Avalanche from Taxi Squad.
- Jan. 31 – Jacob MacDonald assigned to Avalanche from Taxi Squad...Kiefer Sherwood assigned to Taxi Squad from Avalanche.
- Feb. 1 – Shane Bowers, Adam Werner to Avalanche from Taxi Squad...Jacob MacDonald, Hunter Miska to Taxi Squad from Avalanche.
- Feb. 2 – Jacob MacDonald, Hunter Miska assigned to Avalanche from Taxi Squad...Shane Bowers, Adam Werner assigned to Taxi Squad from Avalanche...Sheldon Dries, Kiefer Sherwood assigned to Avalanche from Taxi Squad...Devon Toews placed on Injured Reserve (retroactive Jan. 28)...Shane Bowers assigned to Colorado Eagles (AHL) from Taxi Squad...Sheldon Dries, Jacob MacDonald, Kiefer Sherwood to Taxi Squad from Avalanche.
- Feb. 11 – Greg Pateryn reassigned to the Colorado Eagles (AHL) from the Taxi Squad.
- Feb. 12 – Jayson Megna reassigned to the Avalanche from the Colorado Eagles (AHL)...Sheldon Dries, Jacob MacDonald assigned to the Avalanche from the Taxi Squad...Kyle Burroughs, Dennis Gilbert, Dan Renouf, Miikka Salomaki, T.J. Tynan reassigned to the Taxi Squad from the Eagles (AHL)...Erik Johnson placed on Injured Reserve...Devon Toews activated from Injured Reserve.
- Feb. 14 – Dennis Gilbert, Adam Werner recalled from Taxi Squad...Dennis Gilbert assigned to Taxi Squad from the Avalanche.
- Feb. 15 – Dan Renouf assigned to the Avalanche from the Taxi Squad...Peyton Jones recalled to the Taxi Squad from the Eagles (AHL).
- Feb. 16 – Dan Renouf assigned to the Taxi Squad from the Avalanche...Dennis Gilbert assigned to the Avalanche from the Taxi Squad.
- Feb. 17 – Hunter Miska reassigned to the Colorado Eagles (AHL) from the Avalanche...Sheldon Dries, Jacob MacDonald assigned to the Taxi Squad from the Avalanche...Miikka Salomaki reassigned to the Colorado Eagles (AHL) from the Taxi Squad.

TRANSACTIONS (continued)

2020-21 COLORADO AVALANCHE

- Feb. 18 – Jayson Megna assigned to the Taxi Squad from the Avalanche...Kiefer Sherwood, TJ Tynan assigned to the Colorado Eagles (AHL) from the Taxi Squad...Matt Calvert activated off IR.
- Feb. 20 – Logan O'Connor assigned to Taxi Squad from the Avalanche...Kyle Burroughs reassigned to the Colorado Eagles (AHL) from the Taxi Squad...Samuel Girard activated from COVID list.
- Feb. 22 – Hunter Miska assigned to Taxi Squad from the Colorado Eagles (AHL)...Peyton Jones reassigned to the Colorado Eagles (AHL) from the Taxi Squad.
- Feb. 24 – Peyton Jones assigned to Taxi Squad from the Colorado Eagles (AHL)...Jayson Megna, Hunter Miska reassigned to the Colorado Eagles (AHL) from the Taxi Squad...Logan O'Connor assigned to the Avalanche from the Taxi Squad.
- Feb. 25 – Hunter Miska recalled to the Avalanche from the Colorado Eagles (AHL)...Logan O'Connor, Conor Timmins, Adam Werner assigned to the Taxi Squad from the Avalanche...Jacob MacDonald, Kiefer Sherwood recalled to the Taxi Squad from the Colorado Eagles (AHL)...Peyton Jones reassigned to the Colorado Eagles (AHL) from the Taxi Squad.
- Feb. 27 – Logan O'Connor, Dan Renouf recalled to the Avalanche from the Taxi Squad...Logan O'Connor, Dan Renouf assigned to the Taxi Squad from the Avalanche.
- Mar. 1 – Logan O'Connor, Dan Renouf, Conor Timmins recalled to the Avalanche from the Taxi Squad...Logan O'Connor, Conor Timmins assigned to the Taxi Squad from the Avalanche.
- Mar. 3 – Logan O'Connor, Conor Timmins assigned to the Avalanche from the Taxi Squad...Logan O'Connor, Dan Renouf, Conor Timmins assigned to the Taxi Squad from the Avalanche.
- Mar. 4 – Sheldon Dries assigned to the Colorado Eagles (AHL) from the Taxi Squad
- Mar. 5 – Adam Werner reassigned to the Colorado Eagles (AHL) from the Taxi Squad...Peyton Jones assigned to the Taxi Squad from the Colorado Eagles (AHL)...Logan O'Connor, Dan Renouf, Conor Timmins assigned to the Avalanche from the Taxi Squad ... Kiefer Sherwood assigned to the Avalanche from the Taxi Squad...Logan O'Connor, Dan Renouf, Kiefer Sherwood assigned to the Taxi Squad from the Avalanche...Cale Makar placed on Injured Reserve (retroactive to Feb. 26).
- Mar. 6 – Travis Barron, Nick Henry added to the Taxi Squad from the Colorado Eagles (AHL)...Logan O'Connor, Dan Renouf, Kiefer Sherwood assigned to the Avalanche from the Taxi Squad...Jayson Megna recalled to the Avalanche from the Colorado Eagles (AHL)...Bowen Byram placed on Injured Reserve (retroactive to Feb. 27)...Erik Johnson placed on Long Term Injury...Jayson Megna, Logan O'Connor, Kiefer Sherwood assigned to the Taxi Squad from the Avalanche.
- Mar. 7 – Travis Barron, Nick Henry assigned from the Taxi Squad to the Colorado Eagles (AHL).
- Mar. 8 – Jayson Megna, Logan O'Connor assigned to the Avalanche from the Taxi Squad...Greg Pateryn assigned to the Avalanche from the Colorado Eagles (AHL)...Ty Lewis assigned to the Taxi Squad from the Colorado Eagles (AHL)...Jayson Megna, Logan O'Connor, Greg Pateryn assigned to the Taxi Squad from the Avalanche...Ty Lewis reassigned to the Colorado Eagles (AHL) from the Taxi Squad.
- Mar. 10 – Logan O'Connor, Greg Pateryn assigned to the Avalanche from the Taxi Squad...Kyle Burroughs assigned to the Taxi Squad from the Colorado Eagles (AHL)...Logan O'Connor, Greg Pateryn assigned to the Taxi Squad from the Avalanche.
- Mar. 12 – Logan O'Connor, Greg Pateryn assigned to the Avalanche from the Taxi Squad...Logan O'Connor, Greg Pateryn assigned to the Taxi Squad from the Avalanche.
- Mar. 14 – Logan O'Connor, Greg Pateryn assigned to the Avalanche from the Taxi Squad...Logan O'Connor, Greg Pateryn assigned to the Taxi Squad from the Avalanche.
- Mar. 15 – Dennis Gilbert activated from Injured Reserve and reassigned to the Colorado Eagles (AHL).
- Mar. 16 – Logan O'Connor, Greg Pateryn recalled to the Avalanche from the Taxi Squad...Logan O'Connor, Greg Pateryn assigned to the Taxi Squad from the Avalanche.
- Mar. 17 – Dan Renouf placed on waivers.

TRANSACTIONS (continued)

2020-21 COLORADO AVALANCHE

- Mar. 18 – Dan Renouf cleared waivers and reassigned to the Taxi Squad...Logan O'Connor assigned to the Avalanche from the Taxi Squad...Logan O'Connor assigned to the Taxi Squad from the Avalanche...Adam Werner recalled to the Avalanche from the Colorado Eagles (AHL)...Hunter Miska reassigned to the Colorado Eagles (AHL) from the Avalanche...Kyle Burroughs reassigned to the Colorado Eagles (AHL) from the Taxi Squad
- Mar. 20 – Jonas Johansson acquired from the Buffalo Sabres in exchange for a sixth-round selection in the 2021 NHL Draft...Johansson assigned to the Colorado Eagles (AHL).
- Mar. 21 – Jonas Johansson recalled by the Avalanche from the Colorado Eagles (AHL)...Adam Werner assigned to the Taxi Squad from the Colorado Eagles (AHL)...Peyton Jones assigned to the Colorado Eagles (AHL) from the Taxi Squad.
- Mar. 23 – Logan O'Connor, Dan Renouf recalled to the Avalanche from the Taxi Squad...Conor Timmins assigned to the Taxi Squad from the Avalanche...Jayson Megna, Kiefer Sherwood reassigned to the Colorado Eagles (AHL) from the Taxi Squad...Logan O'Connor, Dan Renouf assigned to the Taxi Squad from the Avalanche.
- Mar. 24 – Conor Timmins reassigned to the Colorado Eagles (AHL) from the Taxi Squad.
- Mar. 25 – Sheldon Dries, T.J. Tynan recalled to the Taxi Squad from the Colorado Eagles (AHL)...Logan O'Connor assigned to the Avalanche from the Taxi Squad...Logan O'Connor assigned to the Taxi Squad from the Avalanche.
- Mar. 27 – Logan O'Connor, Dan Renouf assigned to the Avalanche from the Taxi Squad...Logan O'Connor, Dan Renouf assigned to the Taxi Squad from the Avalanche.
- Mar. 29 – Logan O'Connor, Dan Renouf assigned to the Avalanche from the Taxi Squad...Logan O'Connor, Dan Renouf assigned to the Taxi Squad from the Avalanche.
- Mar. 30 – Keaton Middleton signed to a two-year entry-level contract...Liam O'Brien signed to a one-year contract and placed on waivers
- Mar. 31 – Greg Pateryn reassigned to the Colorado Eagles (AHL) from the Taxi Squad...Keaton Middleton recalled to the Taxi Squad from the Colorado Eagles (AHL)...Liam O'Brien cleared waivers and assigned to the Taxi Squad from the Avalanche...Logan O'Connor assigned to the Avalanche from the Taxi Squad...Alex Newhook signed to a three-year, entry-level contract...Greg Pateryn assigned to the Taxi Squad from the Avalanche.
- Apr. 2 – Logan O'Connor placed on Injured Reserve (retroactive to March 31)...Kiefer Sherwood recalled to the Avalanche from the Colorado Eagles (AHL)...Liam O'Brien, Dan Renouf assigned to the Avalanche from the Taxi Squad...Dan Renouf, Kiefer Sherwood assigned to the Taxi Squad from the Avalanche.
- Apr. 3 – Dan Renouf assigned to the Avalanche from the Taxi Squad...Sampo Ranta signed to a three-year, entry-level contract...Liam O'Brien, Dan Renouf assigned to the Taxi Squad from the Avalanche.
- Apr. 4 – Sheldon Dries, Dan Renouf, T.J. Tynan, Adam Werner reassigned to the Colorado Eagles (AHL) from the Taxi Squad...Kyle Burroughs, Peyton Jones, Jayson Megna, Greg Pateryn recalled to the Taxi Squad from the Colorado Eagles (AHL)...Kiefer Sherwood reassigned to the Colorado Eagles (AHL) from the Avalanche.
- Apr. 5 – Kyle Burroughs, Liam O'Brien assigned to the Avalanche from the Taxi Squad...Nate Clurman signed to a two-year, entry-level contract...Kyle Burroughs, Liam O'Brien assigned to the Taxi Squad from the Avalanche.
- Apr. 7 – Kyle Burroughs, Liam O'Brien assigned to the Avalanche from the Taxi Squad...Kyle Burroughs, Liam O'Brien assigned to the Taxi Squad from the Avalanche.
- Apr. 9 – Kyle Burroughs, Keaton Middleton, Liam O'Brien assigned to the Avalanche from the Taxi Squad...Patrik Nemeth acquired from the Detroit Red Wings in exchange for a fourth-round pick in the 2022 NHL Draft...Keaton Middleton, Liam O'Brien assigned to the Taxi Squad from the Avalanche.
- Apr. 10 – Kyle Burroughs assigned to the Taxi Squad from the Avalanche...Devan Dubnyk acquired from the San Jose Sharks in exchange for Greg Pateryn and a fifth-round selection in the 2021 NHL Draft.
- Apr. 11 – Matt Calvert placed on Injured Reserve (retroactive to March 23)...Kyle Burroughs, Keaton Middleton, Liam O'Brien assigned to the Avalanche from the Taxi Squad...Kyle Burroughs, Jonas Johansson, Keaton Middleton assigned to the Taxi Squad from the Avalanche.

TRANSACTIONS (continued)

2020-21 COLORADO AVALANCHE

- Apr. 12 – Peyton Jones reassigned to the Utah Grizzlies (ECHL) from the Taxi Squad...Carl Soderberg acquired from the Chicago Blackhawks in exchange for Ryder Rolston and Josh Dickinson...Keaton Middleton assigned to the Avalanche from the Taxi Squad...Kiefer Sherwood recalled to the Taxi Squad from the Colorado Eagles (AHL)...Keaton Middleton reassigned to the Colorado Eagles (AHL) from the Avalanche.
- Apr. 13 – Dan Renouf, Conor Timmins recalled to the Taxi Squad from the Colorado Eagles (AHL).
- Apr. 14 – Jonas Johansson assigned to the Avalanche from the Taxi Squad...Dan Renouf, Conor Timmins assigned to the Avalanche from the Taxi Squad...Dan Renouf assigned to the Taxi Squad from the Avalanche...Jonas Johansson, Conor Timmins assigned to the Taxi Squad from the Avalanche.
- Apr. 21 – Jonas Johansson, Kiefer Sherwood, Conor Timmins assigned to the Avalanche from the Taxi Squad...Martin Kaut, Keaton Middleton, Miikka Salomaki, Adam Werner recalled to the Taxi Squad from the Colorado Eagles (AHL)...Jayson Megna reassigned to the Colorado Eagles (AHL) from the Taxi Squad.
- Apr. 22 – Martin Kaut assigned to the Avalanche from the Taxi Squad...Kiefer Sherwood assigned to the Taxi Squad from the Avalanche.
- Apr. 26 – Kiefer Sherwood, Miikka Salomaki assigned to the Avalanche from the Taxi Squad...Miikka Salomaki assigned to the Taxi Squad...Kiefer Sherwood assigned to the Taxi Squad.
- Apr. 27 – Justin Barron signed to a three-year, entry-level contract.
- Apr. 28 – Kiefer Sherwood assigned to the Avalanche from the Taxi Squad...Martin Kaut assigned to Taxi Squad from Avalanche.
- Apr. 29 – Jonas Johansson assigned to the Taxi Squad from the Avalanche...Martin Kaut, Keaton Middleton, Dan Renouf, Miikka Salomaki, Adam Werner reassigned to the Colorado Eagles (AHL) from the Taxi Squad...Nick Henry, Mike Vecchione recalled to the Taxi Squad from the Colorado Eagles (AHL)...Bowen Byram taken off Non-Roster and placed on Injured Reserve.
- May 1 – Jonas Johansson reassigned to the Colorado Eagles (AHL) from Taxi Squad...Hunter Miska, Adam Werner recalled to the Taxi Squad from the Colorado Eagles (AHL)...Dan Renouf recalled to the Avalanche from the Colorado Eagles (AHL)...Kyle Burroughs assigned to the Avalanche from the Taxi Squad...Dan Renouf assigned to the Taxi Squad from the Avalanche.
- May 2 – Dennis Gilbert, Jonas Johansson, Jayson Megna, Alex Newhook recalled to the Taxi Squad from the Colorado Eagles (AHL)...Nick Henry, Hunter Miska, Mike Vecchione, Adam Werner reassigned to the Colorado Eagles (AHL) from the Taxi Squad.
- May 3 – Jonas Johansson, Dan Renouf assigned to the Avalanche from the Taxi Squad...Kyle Burroughs assigned to Taxi Squad from Avalanche.
- May 4 – Hunter Miska recalled to the Taxi Squad from the Colorado Eagles (AHL).
- May 5 – Dan Renouf assigned to the Taxi Squad from the Avalanche...Alex Newhook assigned to the Avalanche from the Taxi Squad.
- May 7 – Kyle Burroughs reassigned to the Colorado Eagles (AHL) from the Taxi Squad.
- May 8 – Jayson Megna assigned to the Avalanche from the Taxi Squad...T.J. Tynan recalled to the Taxi Squad from the Colorado Eagles (AHL)
- May 9 – T.J. Tynan recalled to the Taxi Squad from the Colorado Eagles (AHL)
- May 14 – Kyle Burroughs, Hunter Miska, T.J. Tynan assigned to the Eagles (AHL) from the Taxi Squad...Dan Renouf, Dennis Gilbert assigned to the Avalanche from the Taxi Squad

2020-21 AVALANCHE SEASON INJURIES

2020-21 COLORADO AVALANCHE

Player	Games	Nature and dates
Pierre-Edouard Bellemare	3	lower body (Jan. 30 – Feb. 2)
Andre Burakovsky	3	upper body (Jan. 19-22)
Bowen Byram	34	Bowen Byram – upper body (9 games, March 1-16); lower body (1 game, March 23); upper body/ COVID protocol related absence (24 games, March 27–May 13)
Matt Calvert	38	Matt Calvert – upper body (7, Jan. 26–Feb. 16); upper body (6, Feb. 26–March 6); upper body (25 games, March 25–May 13)
J.T. Compher	6	upper body (March 6-16)
Joonas Donskoi	5	illness/COVID protocol related absence (April 14-28)
Devan Dubnyk	7	COVID protocol related absence (May 3-13)
Pavel Francouz	54	Pavel Francouz – lower body (Jan. 19 – May 13)
Dennis Gilbert	13	Dennis Gilbert – upper body (Feb. 20 – March 14)
Samuel Girard	8	COVID protocol related absence (2 games, Feb. 14-16); lower body (6 games, May 1-10)
Ryan Graves	1	upper body (May 1)
Philipp Grubauer	5	COVID protocol related absence (April 14-28)
Erik Johnson	49	COVID protocol related absence (2 games, Jan. 13-15); upper body (47 games, Jan. 31 – May 13)
Tyson Jost	2	COVID protocol related absence (Feb. 14-16)
Gabriel Landeskog	2	COVID protocol related absence (Feb. 14-16)
Cale Makar	12	upper body (2 games, Feb. 14-16); upper body (10 games, Feb. 27–March 16)
Jacob MacDonald	7	lower body (April 22 – May 3)
Nathan MacKinnon	8	lower body (1 game, Feb. 2); upper body (3 games, March 5-8); lower body (2 games, May 7-8) lower body (2 games, May 12-13)
Hunter Miska	2	COVID protocol related absence (Feb. 14-16)
Patrik Nemeth	3	upper body (April 11-14)
Valeri Nichushkin	1	upper body (April 2)
Logan O'Connor	21	lower body (April 2 – May 13)
Mikko Rantanen	4	COVID protocol related absence (April 22-28)
Brandon Saad	11	lower body (April 26 – May 13)
Kiefer Sherwood	2	COVID protocol related absence (Feb. 14-16)
Carl Soderberg	1	lower body (May 8)
Conor Timmins	8	upper body (March 8-22)
Devon Toews	3	lower body (Jan. 30 – Feb. 4)
Total	313	

AVALANCHE COACH'S CHALLENGES (3W, 1L)

W	March 25 vs. VEGAS	–	call overturned to no goal, Vegas player was offsides
W	April 12 vs. ARIZONA	–	call overturned to no goal, goalie interference on Arizona
W	April 30 vs. SAN JOSE	–	call overturned to no goal, Sharks player was offsides
L	May 1 vs. SAN JOSE	–	call on the ice stands, no goalie interference (Colorado assessed minor penalty)

2020-21 SEASON HIGHS AND LOWS

2020-21 TEAM HIGHS AND LOWS

Category	No.	Date
GOALS - GAME	9	March 31 vs. Arizona
GOALS - PERIOD	5 (2x)	May 13 vs. Los Angeles (2nd) March 31 vs. Arizona (1st)
GOALS AGAINST - GAME	8	April 7 at Minnesota
GOALS AGAINST - PERIOD	4 (2x)	March 16 vs. Anaheim (1st) March 1 at San Jose (3rd)
FEWEST GOALS - GAME	0 (2x)	Feb. 22 vs. Vegas Feb. 14 at Vegas
FEWEST GOALS AGAINST - GAME	0 (8x)	last: April 30 vs. San Jose
MOST COMBINED GOALS - GAME	12 (2x)	March 31 vs. Arizona (9-3) March 16 vs. Anaheim (8-4)
POWER PLAY GOALS - GAME	5	Jan. 15 vs. St. Louis *tied franchise record
POWER PLAY GOALS AGAINST - GAME	4	April 7 at Minnesota
POWER PLAY GOALS - PERIOD	3	Jan. 15 vs. St. Louis (3rd) *tied franchise record
MOST POWER-PLAY CHANCES, GAME	7 (3x)	April 7 at Minnesota Jan. 30 at Minnesota Jan. 15 vs. St. Louis
FEWEST POWER-PLAY CHANCES, GAME	1 (3x)	March 14 vs. Los Angeles Feb. 22 vs. Vegas Feb. 14 at Vegas
SHORT-HANDED GOALS - GAME	1	Jan. 26 vs. San Jose
SHORT-HANDED GOALS AGAINST - GAME	1 (3x)	May 1 vs. San Jose March 16 vs. Anaheim Feb. 24 vs. Minnesota
MOST PENALTY KILLS	5 (3x)	March 14 vs. Los Angeles Jan. 26 vs. San Jose Jan. 22 at Anaheim
CONSECUTIVE PENALTY KILLS	24	Jan. 22 – Feb. 2
SHOTS - GAME	55	March 18 vs. Minnesota
SHOTS AGAINST - GAME	38	Jan. 22 at Anaheim
HIGHEST SHOT DIFFERENTIAL – GAME	+35	March 18 vs. Minnesota
SHOTS - PERIOD	25	March 18 vs. Minnesota (1st)
SHOTS AGAINST - PERIOD	18	Jan. 22 at Anaheim (1st)
HIGHEST SHOT DIFFERENTIAL – PERIOD	+20	March 29 vs. Anaheim (2nd, 22-2)
FEWEST SHOTS - GAME	20	April 12 vs. Arizona
FEWEST SHOTS AGAINST - GAME	14 (2x)	March 10 vs. Arizona March 8 vs. Arizona
FEWEST SHOTS - PERIOD (not including OT)	2	May 3 at San Jose (2nd)
FEWEST SHOTS AGAINST - PERIOD (not including OT)	1	Jan. 24 at Anaheim (3rd)
PENALTY MINUTES - GAME	25	April 11 at Anaheim
PENALTY MINUTES BY OPPONENT - GAME	31	March 29 vs. Anaheim
COMBINED PENALTY MINUTES - GAME	54	April 11 at Anaheim (25-29)
FEWEST PENALTY MINUTES - GAME	2 (3x)	May 7 at Los Angeles May 3 at San Jose March 25 vs. Vegas

2020-21 SEASON HIGHS AND LOWS

FEWEST PENALTY MINUTES AGAINST - GAME	2 (2x)	March 14 vs. Los Angeles Feb. 14 at Vegas
FEWEST COMBINED PENALTY MINUTES - GAME	8 (2x)	May 3 at San Jose (2-6) Feb. 14 at Vegas (2-6)
MOST HITS - GAME	49	May 10 at Vegas
MOST BLOCKED SHOTS - GAME	27	April 22 at St. Louis
MOST TAKEAWAYS - GAME	16	Jan. 15 vs. St. Louis
MOST FACEOFF WINS - GAME	39	Feb. 20 vs. Vegas in Lake Tahoe
BEST FACEOFF WIN PERCENTAGE - GAME	63%	March 27 vs. Vegas (34-20)

WINNING / LOSING STREAKS

Category	No.	Date
LONGEST WINNING STREAK	7 games	March 10-22
HOME WINNING STREAK	9 games	March 29 – May 13
ROAD WINNING STREAK	4 games	April 9-22
LONGEST WITHOUT REGULATION LOSS	15 games	March 10 – April 5 (13-0-2)
LONGEST LOSING STREAK (regulation)	3 games	April 24-28
LONGEST WINLESS STREAK	3 games	April 24-28 (0-3-0)
HOME LOSING STREAK (regulation)	2 games	Feb. 22-24
ROAD LOSING STREAK (regulation)	3 games	April 24-28
CONSECUTIVE HOME GAMES WITH A POINT	17 games	March 10 – May 13 (16-0-1) *tied franchise record
CONSECUTIVE ROAD GAMES WITH A POINT	4 games (2x)	April 9-22 (4-0-0) March 3 – April 5 (3-0-1)
HOME WINLESS STREAK	2 games (2x)	March 6-8 (0-2-0) Feb. 22-24 (0-2-0)
ROAD WINLESS STREAK	3 games	April 24-28 (0-3-0)
LARGEST MARGIN OF VICTORY	8 goals	Jan. 15 vs. St. Louis (8-0)
LARGEST MARGIN OF DEFEAT	5 goals	April 7 at Minnesota (3-8)
LARGEST COMEBACK WIN	2 goals (3x)	May 3 at San Jose (trailed 1-3 and 2-4, won 5-4 OT) March 16 vs. Anaheim (trailed 2-4, won 8-4) March 5 vs. Anaheim (trailed 0-2, won 3-2 in OT)
LARGEST LEAD BLOWN, DEFEAT	2 goals (6x)	May 5 at San Jose (led 2-0, lost 3-2) April 24 at St. Louis (led 2-0, lost 5-3) March 23 at Arizona (led 4-2. Lost 5-4 in shootout) March 6 vs. Anaheim (led 4-2, lost 5-4 in OT) March 1 at San Jose (led 2-0, lost 6-2) Jan. 21 at Los Angeles (led 2-0, lost 4-2)
LONGEST SHOOTOUT	3 rounds (5 shooters)	March 23 at Arizona

INDIVIDUAL HIGHS

Category	No.	Date
GOALS - GAME	3 (2x)	J.T. Compher, May 12 vs. Los Angeles Joonas Donskoi, March 31 vs. Arizona
ASSISTS - GAME	3 (8x)	Mikko Rantanen, May 12 vs. Los Angeles

2020-21 SEASON HIGHS AND LOWS

POINTS - GAME	4 (5x)	Joonas Donskoi, March 31 vs. Arizona Mikko Rantanen, March 18 vs. Minnesota Nazem Kadri, March 16 vs. Anaheim Landeskog & Rantanen, March 3 at San Jose
POINTS BY A DEFENSEMAN - GAME	3 (5x)	Cale Makar, April 24 at St. Louis Cale Makar, March 29 vs. Anaheim Devon Toews, March 16 vs. Anaheim Cale Makar, Jan. 26 vs. San Jose Cale Makar, Jan. 15 vs. St. Louis
SHOTS - GAME	10 (2x)	Nathan MacKinnon, March 10 vs. Arizona Nazem Kadri, Jan. 28 vs. San Jose
PENALTY MINUTES - GAME	17	Ryan Graves, May 13 vs. Los Angeles
BEST PLUS/MINUS RATIO - GAME	+4	Cale Makar, March 29 vs. Anaheim
MOST ICE TIME	29:48	Devon Toews, April 5 at Minnesota
BLOCKED SHOTS	6 (3x)	Devon Toews, Feb. 16 at Vegas Ryan Graves, Feb. 2 vs. Minnesota Devon Toews, Jan. 19 at Los Angeles
HITS	8	Kiefer Sherwood, April 28 at Vegas
FACEOFF WINS	18	Nazem Kadri, March 6 vs. Anaheim
FACEOFF PERCENTAGE (min 15 draws)	69% (2x)	Nazem Kadri, March 1 at San Jose Nazem Kadri, Feb. 2 vs. Minnesota (11-5) last: Joonas Donskoi, May 12 vs. Los Angeles
POWER-PLAY GOALS - GAME	1 (47x)	Valeri Nichushkin, Jan. 26 vs. San Jose
SHORTHANDED GOALS – GAME	1	Joonas Donskoi, March 31 vs. Arizona (1st)
GOALS - PERIOD	3	Joonas Donskoi, March 31 vs. Arizona (1st)
POINTS - PERIOD	3 (4x)	Landeskog & Rantanen, March 3 at San Jose Nazem Kadri, Jan. 28 vs. San Jose (3rd)

INDIVIDUAL HIGHS

Category	No.	Date
LONGEST POINT STREAK	15 games	Nathan MacKinnon, March 27 – April 28
LONGEST GOAL STREAK	6 games	Mikko Rantanen, Jan. 15-26
LONGEST ASSIST STREAK	8 games	Nathan MacKinnon, April 5-24

GOALTENDER HIGHS/LOWS, STREAKS

Category	No.	Date
SAVES - GAME	36	Philipp Grubauer, Jan. 22 at Anaheim
SAVES - PERIOD	18	Philipp Grubauer, Jan. 22 at Anaheim (1st)
LONGEST WINNING STREAK	8 games	Philipp Grubauer, March 10-25
LONGEST STREAK W/O REGULATION LOSS	13 decisions	Philipp Grubauer, March 10 – April 5 (12-0-1)
CONSECUTIVE GAMES WITH AT LEAST ONE POINT	13 games	Philipp Grubauer, March 10 – April 5 (12-0-1)
LONGEST SHUTOUT STREAK	132:24	Philipp Grubauer, March 10-14
MOST CONSECUTIVE STARTS	6 games	Philipp Grubauer, Feb. 2-24

2020-21 SEASON HIGHS AND LOWS

FASTEST GOALS

Category	No.	Date
FASTEST GOAL TO START - GAME	1:01	Andre Burakovsky, March 16 vs. Anaheim
FASTEST GOAL AGAINST TO START - GAME	0:10	William Karlsson, April 28 at Vegas
FASTEST GOAL TO START - PERIOD	0:18	Nathan MacKinnon, April 5 at Minnesota (2nd)
FASTEST GOAL AGAINST TO START - PERIOD	0:10	William Karlsson, April 28 at Vegas (1st)
FASTEST TWO GOALS	0:24	Mikko Rantanen 6:03, Brandon Saad 6:27 (3rd), March 6 vs. Anaheim
FASTEST TWO GOALS AGAINST		0:38 Joel Eriksson Ek 7:18, Kevin Fiala 7:56 (3rd), April 7 at Minnesota
FASTEST TWO GOALS BY ONE PLAYER	1:27	Joonas Donskoi, March 31 vs. Arizona (6:04, 7:31 1st)
FASTEST TWO GOALS AGAINST BY ONE PLAYER	3:30	Tomas Hertl, May 5 at San Jose (19:47 of 2nd, 2:50 of 3rd)
FASTEST THREE GOALS	1:32	Joonas Donskoi 4:04, Andre Burakovsky 4:31, Pierre-Edouard Bellemare 5:36 (1st), March 31 vs. Arizona
FASTEST THREE GOALS AGAINST	3:32	Kevin Fiala 4:24, Joel Eriksson Ek 7:18, Kevin Fiala 7:56 (3rd), April 7 at Minnesota
FASTEST THREE GOALS BY ONE PLAYER	3:27	Joonas Donskoi, March 31 vs. Arizona (4:04, 6:04, 7:31 of 1st)
FASTEST FOUR GOALS	2:00	Joonas Donskoi 4:04, Andre Burakovsky 4:31, Pierre-Edouard Bellemare 5:36, Joonas Donskoi 6:04 (1st), March 31 vs. Arizona
FASTEST FIVE GOALS	3:27	Joonas Donskoi 4:04, Andre Burakovsky 4:31, Pierre-Edouard Bellemare 5:36, Joonas Donskoi 6:04, Joonas Donskoi 7:31 (1st), March 31 vs. Arizona
FASTEST OVERTIME GOAL	0:41	Andre Burakovsky, May 3 at San Jose
FASTEST OVERTIME GOAL - AGAINST	0:18	Jonas Brodin, Jan. 31 at Minnesota

MISCELLANEOUS

HAT TRICKS

AVALANCHE (2): Joonas Donskoi, March 31 vs. Arizona; J.T. Compher, May 12 vs. Los Angeles

OPPONENT (1): Kevin Fiala, April 7 at Minnesota; Ryan O'Reilly, April 24 at St. Louis

PENALTY SHOTS

AVALANCHE (0-1): Nathan MacKinnon, Jan. 22 at Anaheim (unsuccessful vs. John Gibson)

OPPONENT (1-1): Derek Grant, March 16 vs. Anaheim (successful vs. Hunter Miska)

EMPTY NET GOALS

AVALANCHE (9): Pierre-Edouard Bellemare, Feb. 27 at Arizona; Nathan MacKinnon, March 12 vs. Los Angeles; Nathan MacKinnon, March 14 vs. Los Angeles; Pierre-Edouard Bellemare, March 16 vs. Anaheim; Joonas Donskoi, March 22 at Arizona; Mikko Rantanen, April 9 at Anaheim; Mikko Rantanen, April 12 vs. Arizona; Pierre-Edouard Bellemare, April 22 at St. Louis; Mikko Rantanen, April 30 vs. St. Louis

OPPONENT (6): Blake Lizotte, Jan. 21 at Los Angeles; Hampus Lindholm, Jan. 24 at Anaheim; Nico Sturm, Feb. 24 vs. Minnesota; Evander Kane, March 1 at San Jose; Ryan O'Reilly, April 24 at St. Louis; Jonathan Marchessault, April 28 at Vegas

PULLED GOALIE GOALS (when trailing in 3rd period)

AVALANCHE (0 times, Avs record is 0-0-0): None

OPPONENT (3 times – Avs record is 3-0-0): Drake Caggiula, Feb. 26 at Arizona; Kevin Fiala, April 5 at Minnesota; Tomas Hertl, May 1 vs. San Jose (made game 4-3 Avs, Avs won 4-3)

OVERTIME GOALS

AVALANCHE (4): Gabriel Landeskog, Jan. 22 at Anaheim; Valeri Nichushkin, March 5 vs. Anaheim; Gabriel Landeskog, March 10 vs. Arizona; Andre Burakovsky, May 3 at San Jose

OPPONENT (3): Jonas Brodin, Jan. 31 at Minnesota; Ryan Getzlaf, March 6 vs. Anaheim; Max Pacioretty, March 27 vs. Vegas

2020-21 AVALANCHE MILESTONES

TEAM MILESTONES REACHED IN 2020-21

Team – 1,000th regular-season win since moving to Denver (April 30 vs. San Jose)
Team – 1,500th regular-season victory in franchise history (May 7 at Los Angeles)

INDIVIDUAL MILESTONES REACHED IN 2020-21

Jared Bednar – 150th coaching victory (Jan. 28 vs. San Jose)
Pierre-Edouard Bellemare – 500th game (May 1 vs. San Jose)
Andre Burakovsky – 400th game (Feb. 26 at Arizona)
Andre Burakovsky – 200th point (Feb. 27 at Arizona)
Andre Burakovsky – 100th goal (May 10 at Vegas)
J.T. Compher – 100th point (March 31 vs. Arizona)
Joonas Donskoi – 100th assist (Feb. 27 at Arizona)
Samuel Girard – 100th point (March 6 vs. Anaheim)
Ryan Graves – 100th game (Jan. 22 at Anaheim)
Philipp Grubauer – 200th game (March 22 at Arizona)
Philipp Grubauer – 100th win (March 29 vs. Anaheim)

Nazem Kadri – 400th point (Jan. 31 at Minnesota)
Gabriel Landeskog – 200th goal (Jan. 15 vs. St. Louis)
Gabriel Landeskog – 500th point (April 11 at Anaheim)
Nathan MacKinnon – 500th point (Jan. 19 at Los Angeles)
Nathan MacKinnon – 200th goal (March 23 at Arizona)
Cale Makar – 100th game (May 12 vs. Los Angeles)
Valeri Nichushkin – 300th NHL game (Feb. 14 at Vegas)
Mikko Rantanen – 100th NHL goal (Jan. 15 vs. St. Louis)
Mikko Rantanen – 300th NHL game (March 1 at San Jose)
Mikko Rantanen – 300th NHL point (April 12 vs. Arizona)
Brandon Saad – 600th NHL game (Feb. 14 at Vegas)

2020-21 RECORD BY JERSEY



Burgundy: 15-2-1
(wore them twice on the road
Jan. 30-31 in Minnesota)



White: 15-9-1



Blue: 6-1-0



Reverse Retro: 3-1-2



JARED BEDNAR

HEAD COACH



Jared Bednar led the Avalanche to the Presidents' Trophy and Honda West Division championship during his fifth season behind the bench. The 2020-21 Avalanche posted their highest points percentage in franchise history (.732), topping the 2000-01 team (.720), while Bednar's .732 winning percentage was by far the best of any Colorado/Quebec coach in a single season.

Bednar owns a 184-149-39 (.547) career record as an NHL head coach, which includes a 162-93-35 (.619) mark and four straight playoff appearances since the start of 2017-18.

Bednar's teams in his five seasons have improved from 30th overall in the league standings to 17th in both 2017-18 and 2018-19, to third in 2019-20 and now first in 2020-21. The Avalanche became the first NHL club to go from worst to first in four seasons or less since the 1970-71 Bruins.

Bednar, 49, coached his 360th career game on April 22 at St. Louis, passing Bob Hartley (359) for the most games coached in Avalanche history (since 1995-96). He passed Marc Crawford (165) for the third-most wins in franchise history on March 25 vs. Vegas, as he now trails only Michel Bergeron (265) and Hartley (193) on that list.

Hired on Aug. 25, 2016, Bednar is the fifth-longest tendered coach in the NHL behind Jon Cooper (March 25, 2013), Paul Maurice (Jan. 12, 2014), Jeff Blashill (June 9, 2015) and Mike Sullivan (Dec. 12, 2015). He is the seventh coach in Avalanche history and 15th in the history of the franchise.

The 2020-21 campaign marks Bednar's 19th season of coaching professional hockey, 11 of which have been as a head coach. He posted a .603 winning percentage as a minor league head coach (251-158-23-19), winning championships at both the AHL and ECHL levels.

Bednar led the Avalanche to a second-place finish in the Western Conference with 92 points in 70 games during the shortened 2019-20 campaign. The Avs went on to compile a 9-5-1 record during the 2020 postseason in Edmonton, coming within a Game 7 overtime period of advancing to the Conference Final.

Colorado has advanced to the second round in each of the past two years (2019 and 2020), the first time the club has done that in back-to-back seasons since 2006.

Bednar was a finalist for the Jack Adams Award as the NHL's coach of the year during his second season behind the bench in 2017-18, helping Colorado to the fourth-highest year-to-year improvement in NHL history. He joined Harry Sinden (1966-68) as the only coaches in NHL history to record at least 20 more wins in their second season as a head coach than in their first.

The defenseman played nine seasons of professional hockey and was part of two Kelly Cup championship teams as a player, 1997 and 2001 with South Carolina.

BEDNAR'S NHL COACHING RECORD

Year	Team	LGE	GP	REGULAR SEASON						Div	PLAYOFFS			
				W	L	OT	PTS	W%	GP		W	L	T	Playoff Result
2016-17	Colorado	NHL	82	22	56	4	48	.293	7th/Central	-	-	-	-	---
2017-18	Colorado	NHL	82	43	30	9	95	.579	4th/Central	6	2	4	-	Lost 1st Round
2018-19	Colorado	NHL	82	38	30	14	90	.549	5th/Central	12	7	5	-	Lost in 2nd Round
2019-20	Colorado	NHL	70	42	20	8	92	.657	2nd/Central	15	9	5	1	Lost in 2nd Round
2020-21	Colorado	NHL	56	39	13	4	82	.732	1st/West	-	-	-	-	---
Totals			372	184	149	39	407	.547		33	18	14	1	

BEDNAR'S MINOR LEAGUE COACHING RECORD

Year	Team	LGE	GP	REGULAR SEASON						Div	PLAYOFFS			
				W	L	OL	SL	PTS	W%		GP	W	L	Playoff Result
2007-08	S. Carolina	ECHL	72	47	22	2	1	97	.674	2nd/South	20	10	10	Lost Conf. Final
2008-09	S. Carolina	ECHL	71	42	23	2	4	90	.634	2nd/South	23	16	7	Won Kelly Cup
2010-11	Peoria	AHL	80	42	30	3	5	92	.575	3rd/West	4	0	4	Lost 1st round
2011-12	Peoria	AHL	76	39	33	2	2	82	.539	4th/Midwest	-	-	-	---
2014-15	Springfield	AHL	76	38	28	8	2	86	.566	3rd/NE	-	-	-	---
2015-16	Lake Erie	AHL	76	43	22	6	5	97	.638	2nd/Central	17	15	2	Won Calder Cup
Professional Totals			451	251	158	23	19	544	.603		64	41	23	.641
AHL Totals			308	162	113	19	14	357	.580		21	15	6	.714
ECHL Totals			143	89	45	4	5	187	.654		43	26	17	.605

BEDNAR + COACHING STAFF

BEDNAR'S CAREER PLAYING STATISTICS

Season	Team	Lge	REGULAR SEASON					PLAYOFFS				
			GP	G	A	Pts	PIM	GP	G	A	Pts	PIM
1990-91	Saskatoon	WHL	28	1	5	6	30	-	-	-	-	-
1991-92	Spokane	WHL	62	7	17	24	200	7	2	1	3	9
1992-93	Spokane	WHL	16	2	14	16	62	-	-	-	-	-
	Medicine Hat	WHL	9	1	4	5	20	-	-	-	-	-
	Prince Albert	WHL	37	6	16	22	56	-	-	-	-	-
1993-94	Huntington	ECHL	66	8	11	19	115	-	-	-	-	-
1994-95	Huntington	ECHL	64	9	36	45	211	2	0	2	2	4
1995-96	Huntington	ECHL	25	4	10	14	90	-	-	-	-	-
	South Carolina	ECHL	39	2	22	24	126	8	0	0	0	26
1996-97	St. John's	AHL	55	1	2	3	151	-	-	-	-	-
	South Carolina	ECHL	15	1	2	3	28	15	1	4	5	59
1997-98	Rochester	AHL	19	0	2	2	49	-	-	-	-	-
	South Carolina	ECHL	36	4	4	8	126	5	1	2	3	17
1998-99	Grand Rapids	IHL	74	3	18	21	220	-	-	-	-	-
1999-00	South Carolina	ECHL	61	4	13	17	214	10	0	2	2	25
	Rochester	AHL	-	-	-	-	-	1	0	0	0	0
2000-01	South Carolina	ECHL	57	6	9	15	155	15	0	5	5	24
2001-02	South Carolina	ECHL	71	5	23	28	145	1	0	0	0	2

COLORADO AVALANCHE ASSISTANT COACHES



**RAY
BENNETT**

Assistant Coach



**NOLAN
PRATT**

Assistant Coach



**JUSSI
PARKKILA**

Goaltending Coach



**BRETT
HEIMLICH**

Video Coach



**SHAWN
ALLARD**

Skills Coach

41**PIERRE-EDOUARD BELLEMARE****25****CENTER | HEIGHT: 6-0 | WEIGHT: 198 | SHOOTS: LEFT****DOB: MARCH 6, 1985 | BIRTHPLACE: LE BLANC-MESNIL, FRANCE | ACQUIRED: SIGNED BY COLORADO AS A FREE AGENT, JULY 1, 2019****THIS SEASON**

Skated in 53 of Colorado's 56 games, tallying nine goals and 11 points (9g/2a) with a +6 plus/minus rating...Bellemare's nine goals tied his career high from 2019-20...Won 60.8% of his faceoffs (260-428), although he did not have enough draws to qualify among the league leaders...Led all Avalanche forwards in total short-handed minutes (113:26)...Had 36 blocked shots, second among team forwards... Scored a goal in each of Colorado's final two games to help the club capture the Presidents' Trophy and Honda West Division title...Left with a lower-body injury on Jan. 28 vs. San Jose, forcing him to miss three games (Jan. 30-Feb. 2)...Ranked second in the NHL in faceoff percentage at the time of the injury (64.7%)...Scored four goals in March, his most ever in a single month...Appeared in his 500th NHL game on May 1 vs. San Jose...Joined Antoine Roussel (554) as the only French players in NHL history to appear in 500 contests and became the third "French-born" player to hit the milestone with Roussel and Paul MacLean (719).

STANLEY CUP PLAYOFFS**2019-20**

Scored his first career playoff goal in Game 3 of the second round at Dallas on Aug. 26...Ranked second among Colorado forwards in average shorthanded time on ice (2:15)...Recorded a postseason career-high six hits in Game 2 of Colorado's second-round series versus Dallas on Aug. 24.

2018-19

Dressed in six playoff contests for the Knights (0g/0a)...Missed Game 7 of the first round series at San Jose due to injury...Led all Vegas forwards in average short-handed TOI (2:52) during the postseason.

2017-18

Helped Vegas reach the Stanley Cup Final in its inaugural season...Appeared in all 20 postseason games and finished with three points (0g/3a)...Ranked first among Knights forwards in average shorthanded ice time (2:28).

2015-16

Appeared in five games for Philadelphia during the postseason and recorded one assist...Made his Stanley Cup Playoff debut in Game 1 of the first round series at Washington on April 14...Notched his first playoff point with an assist in Game 5 at Washington on April 22.

STATISTICS

SEASON	TEAM	LEAGUE	REGULAR SEASON								PLAYOFFS					
			GP	G	A	PTS	PIM	+/-	PP	SH	GW	GP	G	A	PTS	PIM
2003-04	Rouen U22	France U22	14	12	18	30	40	-	-	-	-	2	4	4	8	2
	Rouen	France	22	10	10	20	16	-	-	-	-	4	1	1	2	4
	France	WJC D1	5	0	0	0	6	-	-	-	-	-	-	-	-	-
2004-05	France	WC	3	0	0	0	2	-	-	-	-	-	-	-	-	-
	Rouen U22	France U22	4	4	9	13	6	-	-	-	-	-	-	-	-	-
	Rouen	France	28	4	15	19	20	-	-	-	-	12	7	5	12	6
2005-06	France	WJC D1	5	5	1	6	18	-	-	-	-	-	-	-	-	-
	France	WC D1	5	1	0	1	0	-	-	-	-	-	-	-	-	-
	Rouen U22	France U22	3	2	3	5	0	-	-	-	-	-	-	-	-	-
2006-07	Rouen	France	26	12	17	29	24	-	-	-	-	9	2	7	9	6
	Leksands	Allsvenskan	44	8	11	19	24	-	-	-	-	-	-	-	-	-
	France	WC D1	5	2	3	5	2	-	-	-	-	-	-	-	-	-
2007-08	Leksands J20	SuperElit	2	1	0	1	4	-	-	-	-	-	-	-	-	-
	Leksands	Allsvenskan	40	14	15	29	12	-	-	-	-	-	-	-	-	-
	France	WC	5	0	0	0	18	-	-	-	-	-	-	-	-	-
2008-09	Leksands	Allsvenskan	41	31	18	49	113	-	-	-	-	-	-	-	-	-
	France	WC	6	2	1	3	2	-	-	-	-	-	-	-	-	-
	2009-10	Skellefteå	SHL	49	9	5	14	16	-	-	-	-	12	2	7	9
2010-11	France	WC	6	1	2	3	4	-	-	-	-	-	-	-	-	-
	Skellefteå	SHL	53	10	8	18	20	-	-	-	-	16	1	4	5	0
	France	WC	6	1	1	2	2	-	-	-	-	-	-	-	-	-
2011-12	Skellefteå	SHL	55	19	17	36	40	-	-	-	-	15	4	8	12	12
	France	WC	5	2	4	6	4	-	-	-	-	-	-	-	-	-
	2012-13	Skellefteå AIK	SHL	29	6	16	22	47	-	-	-	-	9	0	1	1
2013-14	France	WC	7	1	3	4	0	-	-	-	-	-	-	-	-	-
	Skellefteå	SHL	52	20	15	35	32	-	-	-	-	14	9	5	14	6
	France	WC	8	3	5	8	6	-	-	-	-	-	-	-	-	-
2014-15	Philadelphia	NHL	81	6	6	12	18	-3	0	0	1	-	-	-	-	-
2015-16	Philadelphia	NHL	74	7	7	14	27	-8	0	1	1	5	0	1	1	15
2016-17	France	WC	7	1	3	4	0	-	-	-	-	-	-	-	-	-
	Philadelphia	NHL	82	4	4	8	20	-1	0	0	0	-	-	-	-	-
	Team Europe	W-Cup	6	1	1	2	4	-	-	-	-	-	-	-	-	-
2017-18	France	WC	7	2	2	4	4	-	-	-	-	-	-	-	-	-
	Vegas	NHL	72	6	10	16	14	+5	0	0	1	20	0	3	3	14
	Vegas	NHL	76	6	9	15	6	+2	0	2	0	6	0	0	0	2
2019-20	Colorado	NHL	69	9	13	22	17	+2	0	2	0	15	2	1	3	6
2020-21	Colorado	NHL	53	9	2	11	21	+6	0	0	0	-	-	-	-	-
NHL TOTALS			507	47	51	98	123	+3	0	5	3	46	2	5	7	37

95**ANDRE BURAKOVSKY****LEFT WING | HEIGHT: 6-3 | WEIGHT: 201 | SHOOTS: LEFT****25****DOB:** FEBRUARY 9, 1995 **BIRTHPLACE:** KLAGENFURT, AUSTRIA **ACQUIRED:** TRADE FROM WASHINGTON, JUNE 28, 2019**THIS SEASON**

Ranked fourth on the Avalanche in both goals (19) and points (44-tied) in 53 games... Fell one shy of tying his career high in both categories set in 2019-20... 15 of his goals came at even strength, second most on the club... Set a career high with four power-play goals, tied for fifth on the team... Ended the season on an eight-game point streak (5g/7a) from May 1-13, tying his career-long streak set in 2015-16... It was the longest streak by an Avalanche player to end a regular season since Chris Simon had an eight-game run to close out the 1995-96 campaign (March 27–April 14, 1996)... Missed three contests due to an upper-body injury, Jan. 19-22... Played his 400th NHL game on Feb. 26 at Arizona and recorded his 200th NHL point the very next night on Feb. 27 at Arizona... Matched his career high with two goals on April 22 at St. Louis, his second multi-goal game of the year and 10th career... Tallied his third career overtime goal on May 3 at San Jose... Scored his 100th NHL goal on May 10 at Vegas.

STANLEY CUP PLAYOFFS**2019-20**

Set postseason career highs in points (17), goals (7) and assists (10)... Ranked fourth on the team in points and tied for third in goals... Recorded a single-game playoff career high with three points (2g/1a) in Game 5 vs. Dallas on Aug. 31... Scored the game-winning goal with 2:53 left in regulation in Colorado's 3-2 victory in Game 2 vs. Arizona (Aug. 14), his second career game-winning goal in the postseason and first since May 6, 2015 vs. NY Rangers... Finished with two points (1g/1a) in Game 7 of Colorado's second-round series versus Dallas and now has four goals and five points in six career Game 7 appearances.

2018-19

Dressed in all seven games of Washington's first-round series loss to Carolina... Scored a goal in Game 7 against the Hurricanes at home on April 24.

2017-18

Helped Washington capture its first Stanley Cup championship, returning to the line-up after missing the first two rounds and recording six points (2g/4a) in 13 postseason games... Scored two goals in Game 7 of the Eastern Conference Final at Tampa Bay on May 23... Registered two assists in Game 2 of the Stanley Cup Final at Vegas on May 30, which included a helper on the game-winning goal.

2016-17

Tallied six points (3g/3a) in 13 playoff contests for Washington... Scored two goals in Game 6 of the second-round series at Pittsburgh on May 8.

2015-16

Recorded one goal (1g/0a) in 12 postseason contests.

2014-15

Recorded three points (2g/1a) in 11 postseason contests for Washington... Made his Stanley Cup Playoff debut in Game 4 of the first round series at the NY Islanders on April 21... Earned his first career playoff point with an assist in Game 3 of the second round series vs. NY Rangers on May 4... Scored two goals, including the game-winning tally, in Game 4 vs. NY Rangers on May 6... Became only the second rookie in the last 75 years to record a multi-goal playoff game while scoring every one of his team's goals, joining Gilbert Dionne, who scored each of Montreal's goals in the Canadiens' 2-0 victory against the Hartford Whalers on April 19, 1992... Burakovsky is the fourth rookie in Capitals playoff history to score his first two playoff goals in the same game and the second to do so that year, joining Evgeny Kuznetsov (April 23 vs. NY Islanders)... In addition, Burakovsky became the fifth rookie in franchise history to score two goals in a playoff game, joining Kuznetsov, Marcus Johansson (April 20, 2011 at NY Rangers), Richard Zednik (May 28, 1998 at Buffalo) and Sergei Gonchar (May 6, 1995 at Pittsburgh).

STATISTICS

SEASON	TEAM	LEAGUE	REGULAR SEASON								PLAYOFFS					
			GP	G	A	PTS	PIM	+/-	PP	SH	GW	GP	G	A	PTS	PIM
2011-12	Malmö J18	J18 Elit	9	6	8	14	14	-	-	-	-	4	2	4	6	0
	Malmö J20	SuperElit	42	17	25	42	43	-	-	-	-	5	1	4	5	2
	Malmö	Allsvenskan	10	0	1	1	0	-	-	-	-	3	0	0	0	0
2012-13	Malmö J18	J18 Elit	1	2	2	4	0	-	-	-	-	-	-	-	-	-
	Malmö J18	J18 Allsvenskan	2	4	2	6	2	-	-	-	-	4	3	3	6	0
	Malmö J20	SuperElit	13	3	4	7	8	-	-	-	-	3	1	2	3	8
	Malmö	Allsvenskan	43	4	7	11	8	-	-	-	-	-	-	-	-	-
2013-14	Erie	OHL	57	41	46	87	35	-	-	-	-	14	10	3	13	2
	Sweden	WJC	7	3	4	7	0	-	-	-	-	-	-	-	-	-
2014-15	Washington	NHL	53	9	13	22	10	+12	2	0	2	11	2	1	3	0
	Hershey	AHL	13	3	4	7	6	0	-	-	-	1	1	0	1	0
2015-16	Washington	NHL	79	17	21	38	12	+4	0	0	1	12	1	0	1	6
	Sweden	WC	3	1	0	1	12	0	-	-	-	-	-	-	-	-
2016-17	Washington	NHL	64	12	23	35	14	+13	2	0	1	13	3	3	6	2
2017-18	Washington	NHL	56	12	13	25	27	+3	2	0	5	13	2	4	6	4
2018-19	Washington	NHL	76	12	13	25	14	+2	1	0	4	7	1	1	2	0
2019-20	Colorado	NHL	58	20	25	45	22	+11	2	0	6	15	7	10	17	4
2020-21	Colorado	NHL	53	19	25	44	10	+4	4	0	3	-	-	-	-	-
NHL TOTALS			439	101	133	234	109	+49	13	0	22	71	16	19	35	16

4

BOWEN BYRAM

DEFENSEMAN | HEIGHT: 6-1 | WEIGHT: 190 | SHOOTS: LEFT

25

DOB: JUNE 13, 2001 BIRTHPLACE: CRANBROOK, BRITISH COLUMBIA DRAFTED: BY COLORADO (FIRST ROUND, 4TH OVERALL) IN 2019

THIS SEASON

Was limited to just 19 games due to separate injuries... Made his NHL debut on Jan. 21 at Los Angeles... Recorded his first NHL point (assist) on Jan. 22 at Anaheim... Logged a career-high 25:03 of ice time on Feb. 16 at Vegas... Played 14:25 in the NHL outdoor game on Feb. 20 in Lake Tahoe against Vegas... Sat out nine games, March 1-16 (upper body) and one contest, March 23 (lower body)... Missed the final 24 games of the season (upper body/COVID protocol related absence)... Prior to the start of the NHL season, he won a silver medal with Canada at the 2021 IIHF World Junior Championship in Edmonton... Ranked first among team defensemen with five points (1g/4a) during the tournament and led Canada in ice time (22:59).

STANLEY CUP PLAYOFFS

Will be making his first appearance in the Stanley Cup Playoffs.

STATISTICS

SEASON	TEAM	LEAGUE	REGULAR SEASON									PLAYOFFS					
			GP	G	A	PTS	PIM	+/-	PP	SH	GW	GP	G	A	PTS	PIM	
2016-17	Vancouver	WHL	11	0	0	0	8	-	-	-	-	-	-	-	-	-	-
	Lethbridge Midget AAA	AMHL	8	3	5	8	6	-	-	-	-	-	-	-	-	-	-
	Yale Acad. Prep	CSSHL	20	5	24	29	32	-	-	-	-	-	3	1	3	4	2
2017-18	Vancouver	WHL	60	6	21	27	52	-3	3	0	2	7	3	4	7	6	6
2018-19	Vancouver	WHL	67	26	45	71	80	+33	7	1	9	22	8	18	26	18	-
2019-20	Vancouver	WHL	50	14	38	52	76	+19	4	0	1	-	-	-	-	-	-
	Canada	WJC	7	0	2	2	0	-	-	-	-	-	-	-	-	-	-
2020-21	Colorado	NHL	19	0	2	2	23	+1	0	0	0	-	-	-	-	-	-
NHL TOTALS			19	0	2	2	23	+1	0	0	0	-	-	-	-	-	-

11**MATT CALVERT****LEFT WING | HEIGHT: 5-11 | WEIGHT: 186 | SHOOTS: LEFT****25****DOB: DECEMBER 24, 1989 | BIRTHPLACE: BRANDON, MANITOBA | ACQUIRED: SIGNED AS A FREE AGENT, JULY 1, 2018****THIS SEASON**

Was limited to 18 games due to separate injuries...Missed seven contests, Jan. 26–Feb. 16 (upper-body injury) and six games, Feb. 26–March 6 (upper-body injury)...Sat out the final 25 games of the regular season (upper-body injury)...Placed on Injured Reserve, April 11 (retroactive to March 23).

STANLEY CUP PLAYOFFS**2019-20**

Tied his career playoff high with two points (1g/1a) in Game 4 of Colorado's first-round series against Arizona (Aug. 17), his fourth career multi-point game in the postseason...Missed the Avs' second-round series against the Dallas Stars (unfit to play).

2018-19

Appeared in eight of Colorado's 12 postseason contests, missing four games of the second-round series against San Jose due to an upper-body injury...Set a playoff career high with two assists in Game 2 at San Jose on April 28...Ranked second among Avalanche forwards in average shorthanded time on ice (2:21).

2017-18

Led the Blue Jackets with three goals (3g/1a) in six games during the 2018 postseason...Also ranked first on the club in plus/minus rating (+4) and his four points tied him for third on the squad...Scored the overtime winner in Game 2 of the first-round series at Washington on April 15...It was his second career OT goal in the Stanley Cup Playoffs (also April 19, 2014 at Pittsburgh)...Tied his career playoff high with two goals in Game 5 at Washington on April 21.

2016-17

Skated in four of Columbus' five postseason contests, tallying a goal and one assist...Was suspended for Game 3 of the first-round series against Pittsburgh for cross-checking during Game 2 on April 14.

2013-14

Recorded four points (2g/2a) while appearing in all six postseason contests for the Blue Jackets...Shared the team lead in plus/minus rating (+2) and finished tied for third in goals...Made his Stanley Cup Playoff debut in Game 1 of the first-round series at Pittsburgh on April 16...Scored his first two career playoff goals, including the OT game winner, in Game 2 at Pittsburgh on April 19.

STATISTICS

SEASON	TEAM	LEAGUE	REGULAR SEASON									PLAYOFFS				
			GP	G	A	PTS	PIM	+/-	PP	SH	GW	GP	G	A	PTS	PIM
2007-08	Brandon	WHL	72	24	40	64	53	-	-	-	-	6	1	2	3	2
2008-09	Brandon	WHL	58	28	39	67	58	-	-	-	-	12	9	8	17	22
2009-10	Brandon	WHL	68	47	52	99	70	-	-	-	-	15	9	7	16	15
2010-11	Springfield	AHL	38	13	12	25	12	-	-	-	-	-	-	-	-	-
	Columbus	NHL	42	11	9	20	12	3	3	0	1	-	-	-	-	-
2011-12	Columbus	NHL	13	0	3	3	16	-5	0	0	0	-	-	-	-	-
	Springfield	AHL	56	17	19	36	52	-	-	-	-	-	-	-	-	-
2012-13	Springfield	AHL	34	10	11	21	39	-	-	-	-	-	-	-	-	-
	Columbus	NHL	42	9	7	16	32	-9	0	1	2	-	-	-	-	-
2013-14	Columbus	NHL	56	9	15	24	53	-1	2	0	1	6	2	2	4	4
2014-15	Columbus	NHL	56	13	10	23	28	1	0	0	3	-	-	-	-	-
2015-16	Columbus	NHL	73	11	13	24	51	1	1	0	1	-	-	-	-	-
2016-17	Columbus	NHL	65	10	5	15	48	-4	0	3	1	4	1	1	2	4
2017-18	Columbus	NHL	69	9	15	24	33	-10	1	2	0	6	3	1	4	4
2018-19	Colorado	NHL	82	11	15	26	58	-10	1	0	0	8	0	4	4	18
2019-20	Colorado	NHL	50	12	13	25	39	+13	0	3	1	8	1	2	3	4
2020-21	Colorado	NHL	18	0	3	3	6	-2	0	0	0	-	-	-	-	-
NHL TOTALS			566	95	108	203	376	-23	8	9	10	32	7	10	17	34

37**J.T. COMPHER****CENTER | HEIGHT: 6-0 | WEIGHT: 190 | SHOOTS: RIGHT****25****DOB: APRIL 8, 1995 | BIRTHPLACE: NORTHBROOK, ILLINOIS | ACQUIRED: TRADE FROM BUFFALO, JUNE 26, 2015****THIS SEASON**

Collected 18 points (10g/8a) and was a career-best +10 in 48 games...Led all team forwards in blocked shots (38) and finished second among Avalanche forwards in average shorthanded time-on-ice (2:16)...Scored his first career hat trick in Colorado's second-to-last game on May 12 vs. Los Angeles to help the Avs eventually win the Presidents' Trophy and Honda West Division title...Missed six games, March 6-16 (upper-body injury)...Recorded his 100th NHL point on March 31 vs. Arizona.

STANLEY CUP PLAYOFFS**2019-20**

Finished with eight points (3g/5a) in 15 games...Scored the tying goal with 1:02 left in regulation on Aug. 8 vs. Vegas...Finished first among Avalanche forwards in average shorthanded time on ice (2:20).

2018-19

Finished tied for third on the Avalanche with four goals and added two assists in 12 contests...Scored the equalizer with 2:39 left in regulation for his first career playoff goal in Colorado's 3-2 overtime victory at Calgary in Game 2 of the first round series (April 13)...Finished with three points (2g/1a) in five games during the first round, with both goals coming in the third period of overtime victories (Games 2 and 4)...Set a playoff career high with two goals and three points in Game 6 of the second-round series against San Jose, becoming the first Avalanche player to record three or more points in an elimination game since Alex Tanguay in Game 7 of the 2001 Stanley Cup Final.

2017-18

Recorded three assists (0g/3a) in six postseason games for the Avalanche...His three helpers tied for third on the squad...Made his Stanley Cup Playoff debut in Game 1 of the first-round series at Nashville on April 12...Recorded his first career playoff point with an assist in Game 2 at Nashville on April 14...Assisted on the game-winning goal with 1:28 left in regulation in Game 5 at Nashville on April 20.

STATISTICS

SEASON	TEAM	LEAGUE	REGULAR SEASON									PLAYOFFS				
			GP	G	A	PTS	PIM	+/-	PP	SH	GW	GP	G	A	PTS	PIM
2011-12	U.S. Nat'l U-17	NTDP	17	8	15	23	18	-	-	-	-	-	-	-	-	-
	U.S. Nat'l U-17	USHL	32	13	14	27	37	-	-	-	-	-	-	-	-	
	U.S. Nat'l U-18	NTDP	9	4	3	7	4	-	-	-	-	-	-	-	-	
2012-13	U.S. Nat'l U-18	NTDP	31	11	15	26	18	-	-	-	-	-	-	-	-	
	U.S. Nat'l U-18	USHL	21	7	17	24	23	-	-	-	-	-	-	-	-	
2013-14	Univ. of Michigan	Big Ten	35	11	20	31	22	-	-	-	-	-	-	-	-	
2014-15	Univ. of Michigan	Big Ten	34	12	12	24	40	-	-	-	-	-	-	-	-	
	United States	WJC	5	0	0	0	0	-	-	-	-	-	-	-	-	
2015-16	Univ. of Michigan	Big Ten	38	16	47	63	28	-	-	-	-	-	-	-	-	
	United States	WC	10	1	2	3	2	-	-	-	-	-	-	-	-	
2016-17	San Antonio	AHL	41	13	17	30	22	-	-	-	-	-	-	-	-	
	Colorado	NHL	21	3	2	5	4	0	1	0	1	-	-	-	-	
	United States	WC	8	2	0	2	0	-	-	-	-	-	-	-	-	
2017-18	Colorado	NHL	69	13	10	23	20	-29	4	2	3	6	0	3	3	2
2018-19	Colorado	NHL	66	16	16	32	31	-8	4	3	3	12	4	2	6	0
2019-20	Colorado	NHL	67	11	20	31	18	+9	1	0	3	15	3	5	8	4
2020-21	Colorado	NHL	48	10	8	18	19	+10	1	0	2	-	-	-	-	-
NHL TOTALS			271	53	56	109	92	-18	11	5	12	33	7	10	17	6

72

JOONAS DONSKOI

RIGHT WING | HEIGHT: 6-0 | WEIGHT: 190 | SHOOTS: RIGHT**25****DOB:** APRIL 13, 1992 **BIRTHPLACE:** RAAHE, FINLAND **ACQUIRED:** SIGNED BY COLORADO AS A FREE AGENT, JULY 1, 2019

THIS SEASON

Scored a career-high 17 goals, ranking fifth on the team...Added 14 assists for 31 points in 51 games...Set a career high with five power-play goals, fourth most on the club...Finished second on the team and eighth in the NHL in shooting percentage (19.8)...Scored nine of his goals in the first period, tied for second in the league in first-period tallies behind only Auston Matthews (12)...He opened the scoring for the Avs on seven occasions...Finished tied for fourth on the club in game-winning goals (3)...Was a career-best +14 on the year...Scored a goal in each of Colorado's final two games to help the club capture the Presidents' Trophy and Honda West Division title...Recorded the fastest hat trick to start a game in franchise history on March 31 vs. Arizona, lighting the lamp three times in the opening 7:31 of the first period...The previous mark was 15:46 by Quebec's Alain Cote on April 1, 1982 at Boston...Donskoi's three goals came 3:27 apart, marking the second-fastest hat trick in franchise history (2:17 by Cote on April 1, 1982)...It was the second career hat trick for Donskoi and he became the first Colorado player to score three goals in a period since Tomas Fleischmann on Dec. 15, 2010 at Chicago (3rd)...Had a pair of five-game point streaks, Jan. 26–Feb. 2 and March 14–22, tying his career best...Tallied his 100th NHL assist on Feb. 27 at Arizona...Missed five games, April 14–28 (COVID protocol related absence).

STANLEY CUP PLAYOFFS

2019-20

Led the Avs with two goals during the round robin...Finished with six points (3g/3a) in nine postseason contests...Missed Colorado's final five games of the playoffs (unfit to play).

2018-19

Recorded three points (1g/2a) in 12 playoff games...Missed five contests due to injury, April 23–May 2...Scored the winning goal in San Jose's Game 7 victory over Colorado in the second round series (May 8).

2017-18

Tallied four points (2g/2a) in nine postseason contests with the Sharks...Recorded a playoff career high three points (1g/2a) in Game 3 of the first round series vs. Anaheim on April 16.

2016-17

Had two assists in five games during San Jose's first-round series loss to Edmonton.

2015-16

Skated in all 24 playoff contests and finished second among league rookies with 12 points (6g/6a) in helping the Sharks reach the Stanley Cup Final...Had an assist in his Stanley Cup Playoff debut on April 14 at Los Angeles...Scored his first two career playoff goals, including the game winner, in San Jose's series-clinching Game 5 victory over the Kings on April 22 in Los Angeles...Became just the sixth rookie in NHL history to score an overtime goal in the Stanley Cup Final on June 4 vs. Pittsburgh (Game 3).

STATISTICS

SEASON	TEAM	LEAGUE	REGULAR SEASON								PLAYOFFS					
			GP	G	A	PTS	PIM	+/-	PP	SH	GW	GP	G	A	PTS	PIM
2009-10	Karpat U20	Jr. A SM-liiga	18	14	15	29	2	-	-	-	-	12	5	10	15	4
	Karpat	Liiga	18	2	2	4	4	-	-	-	-	-	-	-	-	
	Suomi U20	Mestis	4	1	0	1	0	-	-	-	-	-	-	-	-	
2010-11	Karpat	Liiga	52	16	11	27	10	-	-	-	-	3	1	0	1	0
	Suomi U20	Mestis	2	1	0	1	0	-	-	-	-	-	-	-	-	
	Finland	WJC	6	3	3	6	2	-	-	-	-	-	-	-	-	
2011-12	Karpat	Liiga	52	8	17	25	12	-	-	-	-	6	3	3	6	0
	Finland	WJC	7	2	3	5	0	-	-	-	-	-	-	-	-	
2012-13	Karpat	Liiga	31	4	10	14	8	-	-	-	-	3	0	1	1	2
2013-14	Karpat	Liiga	60	11	26	37	10	-	-	-	-	16	4	2	6	4
2014-15	Karpat	Liiga	58	19	30	49	10	-	-	-	-	19	6	16	22	6
	Finland	WC	8	5	3	8	0	-	-	-	-	-	-	-	-	
2015-16	San Jose	NHL	76	11	25	36	20	+4	3	0	1	24	6	6	12	4
2016-17	San Jose	NHL	61	6	11	17	10	-5	1	0	0	5	0	2	2	0
	Finland	W-Cup	3	0	0	0	0	-	-	-	-	-	-	-	-	
2017-18	San Jose	NHL	66	14	18	32	26	+10	1	0	2	9	2	2	4	0
2018-19	San Jose	NHL	80	14	23	37	10	+10	1	0	4	12	1	2	3	4
2019-20	Colorado	NHL	65	16	17	33	26	+2	4	0	2	9	3	3	6	2
2020-21	Colorado	NHL	51	17	14	31	10	+14	5	0	3	-	-	-	-	-
NHL TOTALS			399	78	108	186	102	+35	15	0	12	59	12	15	27	10

40**DEVAN DUBNYK****GOALTENDER | HEIGHT: 6-6 | WEIGHT: 224 | CATCHES: LEFT****25****DOB: MAY 4, 1986 BIRTHPLACE: REGINA, SASKATCHEWAN ACQUIRED: TRADE FROM SAN JOSE, APRIL 10, 2021****THIS SEASON**

Was acquired from San Jose on April 10 and started five games with Colorado (3-2-0, 3.26 GAA, .886 Sv%)...Made 31 saves to pick up the victory in his Avalanche debut on April 14 at St. Louis...Missed the final seven contests of the season due to a COVID protocol related absence...Appeared in 17 games with San Jose (3-9-2, 3.18 GAA, .898 Sv%)...Is the tallest goaltender in Avalanche/Nordiques history.

STANLEY CUP PLAYOFFS**2019-20**

Appeared in 27:35 of Minnesota's exhibition game against Colorado on July 29, 2020 at Rogers Place in Edmonton, but didn't see action in any official postseason contests.

2017-18

Made a playoff career-high 40 saves in Game 2 of the Wild's first-round series at Winnipeg on April 13.

2016-17

Stopped all 28 shots faced in Game 4 of 2017 Western Conference Quarterfinal at St. Louis on April 19 for his second career playoff shutout, becoming Minnesota's franchise leader in postseason shutouts.

2015-16

Finished 2-4 with a 3.34 goals-against average and .877 save percentage...Became Minnesota's franchise leader in playoff games played when he appeared in his 12th postseason contest in Game 2 of the Wild's first-round series against the Dallas Stars, surpassing Niklas Backstrom (2006-08) and Dwayne Roloson (2002-03), who each had played in 11 playoff contests with the Wild...Became the Wild's all-time leader in postseason victories on April 22 with a win over Dallas in Game 5 of the first-round series between the clubs, passing Dwayne Roloson (5 wins).

2014-15

Made 19 saves in Game 1 of 2015 Western Conference Quarterfinal at St. Louis on April 16 to become first goalie in franchise history to win playoff debut...Made 17 saves to record first career playoff shutout in Game 3 of 2015 Western Conference Quarterfinal vs. St. Louis on April 20...Set a career high with four playoff wins, finishing with a 4-6 record, .908 save percentage and 2.52 goals-against average in 10 contests for the Wild.

STATISTICS

SEASON	CLUB	LGE	REGULAR SEASON										PLAYOFFS						
			GP	W	L	OT	MIN	GA	SO	GAA	Sv%	GP	W	L	MIN	SO	GAA	SV%	
2000-01	Cgy. Bruins	CBHL	14	-	-	-	815		2	3.10		-	-	-	-	-	-	-	
2001-02	Kamloops	WHL	3	1	1	-	143	13	0	5.45	.838	-	-	-	-	-	-	-	
	Cgy. Bruins	CBHL	18	7	9	-	1105	68	1	3.69	--	-	-	-	-	-	-	-	
	Titaanit Jr.		5	5	0	-	300	7	--	1.40	--	-	-	-	-	-	-	-	
2002-03	Kamloops	WHL	26	12	8	-	1279	68	2	3.19	.904	-	-	-	-	-	-	-	
2003-04	Kamloops	WHL	44	20	18	-	2533	106	6	2.51	.917	4	1	3	245	0	2.94	.874	
	Canada	WJC-18	6	3	3	-	357	12	1	2.02	--	-	-	-	-	-	-	-	
2004-05	Kamloops	WHL	65	23	34	-	3699	166	6	2.69	.912	6	2	4	363	0	3.64	.886	
2005-06	Kamloops	WHL	54	27	26	-	3207	136	1	2.54	.912	-	-	-	-	-	-	-	
2006-07	Wilkes-Barre	AHL	4	2	1	-	204	10	0	2.94	.855	-	-	-	-	-	-	-	
	Stockton	ECHL	43	24	11	-	2529	108	2	2.56	.921	6	2	4	395	0	2.73	.913	
2007-08	Springfield	AHL	33	9	17	-	--	92	0	3.12	.904	-	-	-	-	-	-	-	
2008-09	Springfield	AHL	62	18	41	-	3635	180	3	2.97	.910	-	-	-	-	-	-	-	
2009-10	Edmonton	NHL	19	4	10	2	1075	64	0	3.57	.889	-	-	-	-	-	-	-	
	Springfield	AHL	33	13	17	-	1985	100	0	3.02	.915	-	-	-	-	-	-	-	
2010-11	Edmonton	NHL	35	12	13	8	2061	93	2	2.71	.916	-	-	-	-	-	-	-	
	Canada	WC	1	0	0	-	14	0	0	0	1.000	-	-	-	-	-	-	-	
2011-12	Edmonton	NHL	47	20	20	3	2653	118	2	2.67	.914	-	-	-	-	-	-	-	
	Canada	WC	2	2	0	-	120	2	1	1.00	.957	-	-	-	-	-	-	-	
2012-13	Edmonton	NHL	38	14	16	6	2101	90	2	2.57	.920	-	-	-	-	-	-	-	
	Canada	WC	4	4	0	-	243	6	0	1.48	.913	-	-	-	-	-	-	-	
2013-14	Edmonton	NHL	32	11	17	2	1678	94	2	3.36	.894	-	-	-	-	-	-	-	
	Nashville	NHL	2	0	1	1	124	9	0	4.36	.850	-	-	-	-	-	-	-	
	Hamilton	AHL	8	2	5	-	415	23	0	3.33	.893	-	-	-	-	-	-	-	
2014-15	Arizona	NHL	19	9	5	2	1035	47	1	2.72	.916	-	-	-	-	-	-	-	
	Minnesota	NHL	39	27	9	2	2293	68	5	1.78	.936	10	4	6	570	1	2.52	.908	
2015-16	Minnesota	NHL	67	32	26	6	3861	150	5	2.33	.918	6	2	4	358	0	3.34	.877	
2016-17	Minnesota	NHL	65	40	19	5	3758	141	5	2.25	.923	5	1	4	322	1	1.86	.925	
2017-18	Minnesota	NHL	60	35	16	7	3450	145	5	2.52	.918	5	1	4	248	0	3.39	.908	
2018-19	Minnesota	NHL	67	31	28	6	3855	163	2	2.54	.913	-	-	-	-	-	-	-	
2019-20	Minnesota	NHL	30	12	15	2	1664	93	1	3.35	.890	-	-	-	-	-	-	-	
2020-21	San Jose	NHL	17	3	9	2	887	47	1	3.18	.898	-	-	-	-	-	-	-	
	Colorado	NHL	5	3	2	0	295	16	0	3.26	.886	-	-	-	-	-	-	-	
NHL TOTALS			542	253	206	54	30793	1338	33	2.61	.914	26	8	18	1499	2	2.72	.904	

39**PAVEL FRANCOUZ****GOALTENDER | HEIGHT: 6-0 | WEIGHT: 179 | CATCHES: RIGHT****25****DOB: JUNE 3, 1990 | BIRTHPLACE: PLZEN, CZECH REPUBLIC | ACQUIRED: SIGNED BY COLORADO AS A FREE AGENT, MAY 2, 2018****THIS SEASON**

Backed up Philipp Grubauer in Colorado's first two games of the season...Missed the remainder of the season with a lower-body injury.

STANLEY CUP PLAYOFFS**2019-20**

Made his Stanley Cup Playoff debut on Aug. 5 vs. Dallas (4-0 win) and stopped all 27 shots he faced, becoming the first goalie in franchise history to record a shutout in his postseason debut...Was the 15th goalie in NHL history to post a shutout in his playoff debut...Started five games in the postseason and appeared once in relief, posting a .892 save percentage and a 3.23 goals-against average...Did not dress in Games 5-7 vs. Dallas (unfit to play).

STATISTICS

SEASON	CLUB	LGE	REGULAR SEASON									PLAYOFFS						
			GP	W	L	OT	MIN	GA	SO	GAA	Sv%	GP	W	L	MIN	SO	GAA	
2010-11	Slovan Lvi	Czech U20	3	-	-	-	-	-	-	-	3.02	.917	-	-	-	-	-	-
	Slovan Lvi	Czech 2	15	-	-	-	-	-	-	-	2.08	.926	10	-	-	-	-	1.79
	Horacka	Czech 2	15	-	-	-	-	-	-	-	1.77	.952	-	-	-	-	-	-
2011-12	Slovan Lvi	Czech 2	16	-	-	-	-	-	-	-	1.77	.938	-	-	-	-	-	-
	Trinec	Czech	1	-	-	-	-	-	-	-	6.00	.800	-	-	-	-	-	-
2012-13	Litvinov	Czech	46	26	20	-	-	-	1	2.59	.920	7	-	-	-	-	2.18	
	Czech	WC	2	0	0	-	7	0	0	0.00	1.000	-	-	-	-	-	-	
2013-14	Litvinov	Czech	48	24	24	0	-	-	6	2.02	.932	-	-	-	-	-	-	
2014-15	Litvinov	Czech	46	34	12	0	-	-	7	2.08	.931	17	-	-	-	-	1.38	
2015-16	Chelyabinsk	KHL	18	3	7	3	787	29	0	2.21	.924	-	-	-	-	-	-	
	Czech	WC	4	3	0	-	245	10	0	2.45	.896	-	-	-	-	-	-	
2016-17	Chelyabinsk	KHL	30	14	9	3	1719	41	5	1.43	.953	6	2	4	335	0	2.15	
	Czech	WC	4	3	1	-	241	-	1	1.49	.910	-	-	-	-	-	-	
2017-18	Chelyabinsk	KHL	35	15	11	5	1964	59	5	1.80	.946	12	6	5	696	0	1.90	
	Czech	Olympics	6	2	2	-	371	14	0	2.27	.905	-	-	-	-	-	-	
	Czech	WC	5	3	1	-	303	12	1	2.38	.904	-	-	-	-	-	-	
2018-19	Colorado	AHL	49	27	17	3	2803	125	3	2.68	.918	4	1	3	236	0	3.31	
	Colorado	NHL	2	0	2	0	61	2	0	1.97	.943	-	-	-	-	-	-	
	Czech	WC	3	2	0	-	-	-	2	0.77	.957	-	-	-	-	-	-	
2019-20	Colorado	NHL	34	21	7	4	1915	77	1	2.41	.923	6	2	4	316	1	3.23	
2020-21	Colorado	NHL	-	-	-	-	-	-	-	-	-	-	-	-	-	-	-	
NHL TOTALS			36	21	9	4	1976	79	1	2.40	.923	6	2	4	316	1	3.23	

49**SAMUEL GIRARD****DEFENSEMAN | HEIGHT: 5-10 | WEIGHT: 170 | SHOOTS: LEFT****25****DOB: MAY 12, 1998 | BIRTHPLACE: ROBERVAL, QUEBEC | ACQUIRED: TRADE WITH NASHVILLE, NOV. 5, 2017****THIS SEASON**

Finished second among Avalanche defensemen in scoring with 32 points (5g/27a) in 48 games...His five goals set a new career high...Ranked third on the club in ice time (23:13) and first in shifts/game (28.5)...Saw his streak of 231 consecutive regular-season games snapped on Feb. 14 (COVID protocol related absence)...His streak was the second longest ever by an Avalanche defenseman (Martin Skoula, 285)...Opened the season with assists in each of his first three games, tying his career long point streak...Had a career-high seven shots on Jan. 15 vs. St. Louis... Scored a goal for the second straight NHL outdoor game on Feb. 20 vs. Vegas in Lake Tahoe...Recorded his 100th NHL point on March 6 vs. Anaheim...Logged a career-high 29:33 of ice time on March 10 vs. Arizona...Left with a lower-body injury on April 30 vs. San Jose, forcing him to miss six games (May 1-10)...Returned for the final two games of the regular season...Earlier in the season, he passed Karlis Skrastins (226) for the second-longest ironman streak by a Colorado rearguard on Jan. 26 vs. San Jose.

STANLEY CUP PLAYOFFS**2019-20**

Finished second among Avalanche defensemen with 10 points (1g/9a) in 15 post-season games...Was third on the club in ice time (21:42)...Notched his first career playoff goal, the game winner, in Game 5 vs. Arizona on Aug. 19...Became the third defenseman in Avalanche/Nordiques history to score his first postseason goal in a series-clinching game, joining Erik Johnson (Game 7 of 2014 R1 vs. Minnesota) and Dave Pichette (Game 7 of the 1982 DF vs. Boston)...Recorded his first playoff multi-point game on Aug. 5 vs. Dallas.

2018-19

Dressed in nine playoff contests, notching two assists (0g/2a)...Missed the final three games of the first-round series against Calgary due to an upper-body injury... Recorded his first career playoff point with an assist in Game 3 of the second-round series vs. San Jose on April 30.

2017-18

Appeared in three postseason games for the Avalanche...Made his Stanley Cup Playoff debut in Game 1 of the first-round series at Nashville on April 12...Missed three contests due to an upper-body injury, April 14-18.

STATISTICS

SEASON	TEAM	LEAGUE	REGULAR SEASON									PLAYOFFS				
			GP	G	A	PTS	PIM	+/-	PP	SH	GW	GP	G	A	PTS	PIM
2014-15	Shawinigan	QMJHL	64	5	38	43	8	-	-	-	-	7	0	2	2	2
2015-16	Shawinigan	QMJHL	67	10	64	74	10	-	-	-	-	21	2	20	22	4
2016-17	Shawinigan	QMJHL	59	9	66	75	29	-	-	-	-	5	1	8	9	4
	Milwaukee	AHL	6	1	0	1	0	-	-	-	-	2	0	0	0	2
2017-18	Nashville	NHL	5	1	2	3	2	-3	0	0	0	-	-	-	-	-
	Colorado	NHL	68	3	17	20	6	-8	1	0	0	3	0	0	0	0
2018-19	Colorado	NHL	82	4	23	27	6	+8	0	0	0	9	0	2	2	0
2019-20	Colorado	NHL	70	4	30	34	17	+1	1	0	1	15	1	9	10	6
2020-21	Colorado	NHL	48	5	27	31	16	+15	0	0	0	-	-	-	-	-
NHL TOTALS			273	17	99	116	47	+13	2	0	1	27	1	11	12	6

27**RYAN GRAVES****DEFENSEMAN | HEIGHT: 6-5 | WEIGHT: 220 | SHOOTS: LEFT****25****DOB: MAY 21, 1995 | BIRTHPLACE: YARMOUTH, NOVA SCOTIA | ACQUIRED: TRADE WITH NY RANGERS, FEB. 26, 2018****THIS SEASON**

Appeared in 54 of Colorado's 56 games, tallying 15 points (2g/13a) with a +15 plus/minus rating...Has posted a league-best +55 combined rating over the last two seasons...Led the team and finished third in the NHL in average shorthanded time-on-ice (3:19), trailing only Niklas Hjalmarsson (3:23) and Alexander Edler (3:22)...Ranked first on the Avalanche in blocked shots (91) and second in hits (77)...Appeared in his 100th NHL game on Jan. 22 at Anaheim...Left the game on April 30 vs. San Jose (upper-body injury), forcing him to sit out on May 1.

STANLEY CUP PLAYOFFS**2019-20**

Ranked fourth on the team in average time on ice during the playoffs (20:11) and was first in shorthanded time on ice (3:35)...Led the Avalanche with 37 blocked shots...Scored a goal in his Stanley Cup Playoff debut on Aug. 2 vs. St. Louis...Became the fourth defenseman in Avalanche/Nordiques history to score a goal in his first career playoff game, joining Cale Makar (2019), Nikita Zadorov (2018) and Brett Clark (2006)...Finished with a career-best six blocked shots in Game 5 of Colorado's second-round series against Dallas on Aug. 31.

2018-19

Was on the Avalanche's postseason roster but did not dress in any playoff games.

STATISTICS

SEASON	TEAM	LEAGUE	REGULAR SEASON								PLAYOFFS					
			GP	G	A	PTS	PIM	+/-	PP	SH	GW	GP	G	A	PTS	PIM
2011-12	P.E.I.	QMJHL	62	2	7	9	34	-	-	-	-	-	-	-	-	-
2012-13	P.E.I.	QMJHL	68	3	13	16	90	-	-	-	-	6	0	0	0	6
2013-14	Charlottetown	QMJHL	39	3	9	12	52	-	-	-	-	-	-	-	-	-
	Val d'Or	QMJHL	26	2	8	10	16	-	-	-	-	24	1	7	8	24
2014-15	Quebec	QMJHL	50	15	24	39	49	-	-	-	-	21	5	6	11	25
2015-16	Hartford	AHL	74	9	12	21	53	-	-	-	-	-	-	-	-	-
2016-17	Hartford	AHL	76	8	22	30	69	-	-	-	-	-	-	-	-	-
2017-18	Hartford	AHL	57	4	7	11	66	-	-	-	-	-	-	-	-	-
	San Antonio	AHL	21	1	5	6	7	-	-	-	-	-	-	-	-	-
2018-19	Colorado	AHL	32	2	7	9	26	-	-	-	-	-	-	-	-	-
	Colorado	NHL	26	3	2	5	2	+4	0	0	0	-	-	-	-	-
2019-20	Colorado	NHL	69	9	17	26	45	+40	0	0	0	15	1	2	3	6
2020-21	Colorado	NHL	54	2	13	15	55	+15	0	0	0	-	-	-	-	-
NHL TOTALS			149	14	32	46	102	+59	0	0	0	15	1	2	3	6

31**PHILIPP GRUBAUER****GOALTENDER | HEIGHT: 6-1 | WEIGHT: 188 | CATCHES: LEFT****25****DOB: NOVEMBER 25, 1991 | BIRTHPLACE: ROSENHEIM, GERMANY | ACQUIRED: TRADE FROM WASHINGTON, JUNE 22, 2018****THIS SEASON**

Tied for the league lead in shutouts (7), finished second in wins (30) and was third in goals-against average (1.95), all career bests... His seven shutouts equaled the second-most in a single season in franchise history, trailing only Patrick Roy's nine in 2001-02... Was just the sixth different goaltender in franchise history to reach the 30-win plateau, joining Roy (seven times), David Aebischer, Craig Anderson, Peter Budaj and Semyon Varlamov... His 1.95 GAA fell just short of Roy's 1.94 mark in 2001-02 for the best in franchise annals... Finished second in the league in win percentage (.763), the second-highest in franchise history to only Jocelyn Thibault's .813 in 1994-95... Appeared in a career high 40 games (39 starts), fifth in the NHL... Won five games against Arizona (5-1-0), Los Angeles (5-0-0), Minnesota (5-2-0) and San Jose (5-2-0), matching the most single-season wins by a Colorado goaltender against an opponent... Was named the Honda West Division First Star of the Month for March after tying the NHL record for wins in a single month with 12 (12-2-1)... He became just the fifth netminder in league history to win 12 games in a month, joining Bernie Parent (March 1974), Ray Emery (March 2006), Jimmy Howard (March 2010), Sergei Bobrovsky (Dec. 2016)... Had a career-high, eight-game winning streak from March 10-25 and set a franchise record for consecutive games with a point (12-0-1) from March 10-April 5... Finished the season 13-0-1 in his last 14 appearances at Ball Arena (1.09 GAA, .954 SV%, 4 SO), the longest home point streak in franchise history and tied for the longest by any netminder in 2020-21 (Andrei Vasilevskiy, 14-0-0, Jan. 13-April 15)... Colorado's Opening Night starter for the second consecutive season... Was the first Avs netminder to start 20 of the team's first 25 contests since 2012-13 (Varlamov)... Posted a shutout and had an assist on Jan. 15 vs. St. Louis, the second helper of his career and first by an Avalanche goalie since Jonathan Bernier on Jan. 13, 2018 at Dallas... Led the league in wins (6) and shutouts (2-tied) in January... Named the NHL's First Star for the week of March 8-14... Had a career-high shutout streak of 147:38 from March 16-18... Appeared in his 200th NHL game on March 22 at Arizona and his 100th contest as a member of the Avalanche on March 25 vs. Vegas... Picked up

STANLEY CUP PLAYOFFS**2019-20**

Finished the 2020 playoffs with a 5-0-1 record and a 1.87 goals-against average, third best among playoff goaltenders who appeared in a minimum of five contests... His .922 save percentage ranked ninth, while his five wins tied for seventh... Went 4-0 with a 1.00 goals-against average, .953 save percentage and one shutout during Colorado's first round series against Arizona... Recorded his second career playoff shutout in Game 1 vs. Arizona on Aug. 12, stopping all 14 shots he faced... Became just the eighth goaltender in NHL history to record a shutout with 14 or fewer saves, and the first since Brent Johnson with St. Louis in 2002 against Chicago... Left during the second period in Game 1 vs. Dallas (unfit to play) and missed the remainder of the postseason.

2018-19

Started all 12 postseason games for the Avalanche, posting a 7-5 record while finishing fourth among NHL netminders in both goals-against average (2.30) and save percentage (.925)... His seven wins were the most by Colorado goaltender in the playoffs since Patrick Roy won 11 contests in 2002... Grubauer's .925 save percentage was the highest by an Avs goalie during the postseason since Roy in 2001 (.934) and his GAA was the best since David Aebischer in 2004 (2.08)... Won his final four starts of the first-round series against Calgary, the longest win streak by an Avalanche goalie in a single postseason since Roy won four straight from April 12-18, 2001... Stopped Johnny Gaudreau's penalty-shot attempt in Game 5 at Calgary on April 19, the first penalty shot by an opponent in Avalanche/Nordiques playoff history... Recorded his first career playoff shutout in Game 4 of the second round vs. San Jose on May 2... Became the fifth goaltender in Avalanche/Nordiques history to register a postseason shutout and the first since Craig Anderson in Game 3 of the 2010 Western Conference Quarterfinal against the Sharks... Made a playoff career-high 37 saves in Game 5 at San Jose on May 4.

STATISTICS

SEASON	CLUB	LGE	REGULAR SEASON								PLAYOFFS							
			GP	W	L	OT	MIN	GA	SO	GAA	Sv%	GP	W	L	OT	MIN	SO	GAA
2006-07	Rosenheim Jr.	Ger. Jr.	6	-	-	-	354	49	-	8.32	-	3	-	-	-	180	-	4.00
2007-08	Rosenheim Jr.	Ger. Jr.	23	-	-	-	1288	71	-	3.31	-	3	-	-	-	181	-	2.65
	Rosenheim	Ger-3	5	-	-	-	307	14	1	2.74	-	7	-	-	-	420	-	1.71
2008-09	Belleville	OHL	17	7	8	0	947	62	0	3.93	.888	1	0	0	-	56	0	4.26
	Germany	WJC	3	0	3	0	109	12	0	6.61	.838	-	-	-	-	-	-	-
2009-10	Belleville	OHL	31	10	14	5	1717	90	0	3.14	.913	-	-	-	-	-	-	-
	Windsor	OHL	19	13	1	2	1011	40	2	2.37	.906	18	16	2	-	1094	0	2.69
2010-11	Kingston	OHL	38	22	13	3	2239	135	2	3.62	.903	-	-	-	-	-	-	-
	Germany	WJC	4	0	4	0	176	13	0	4.44	.888	-	-	-	-	-	-	-
2011-12	South Carolina	ECHL	43	23	13	5	2536	94	0	2.22	.918	-	-	-	-	-	-	-
2012-13	Reading	ECHL	26	19	5	1	1542	59	0	2.30	.912	-	-	-	-	-	-	-
	Hershey	AHL	28	15	9	2	1624	61	2	2.25	.919	5	2	3	-	301	0	3.79
	Washington	NHL	2	0	1	0	84	5	0	3.57	.915	-	-	-	-	-	-	-
2013-14	Hershey	AHL	28	13	13	2	1685	73	3	2.60	.916	-	-	-	-	-	-	-
	Washington	NHL	17	6	5	5	883	35	0	2.38	.925	-	-	-	-	-	-	-
	Germany	WC	2	0	1	0	118	4	0	2.03	.922	-	-	-	-	-	-	-
2014-15	Hershey	AHL	49	27	17	5	2918	112	6	2.30	.921	7	2	4	-	394	0	3.35
	Washington	NHL	1	1	0	0	65	2	0	1.85	.920	1	1	0	-	60	0	3.00
2015-16	Washington	NHL	22	8	9	1	1111	43	0	2.32	.918	-	-	-	-	-	-	-
2016-17	Washington	NHL	24	13	6	2	1265	43	3	2.04	.926	1	0	0	-	19	0	6.32
	Germany	WC	2	0	1	0	124	5	0	2.42	.938	-	-	-	-	-	-	-
2017-18	Washington	NHL	35	15	10	3	1865	73	3	2.35	.923	2	0	1	-	105	0	4.57
2018-19	Colorado	NHL	37	18	9	5	2021	89	3	2.64	.917	12	7	5	-	732	1	2.30
	Germany	WC	3	1	2	0	-	-	0	2.86	.920	-	-	-	-	-	-	-
2019-20	Colorado	NHL	36	18	12	4	2058	90	2	2.63	.916	7	5	0	1	385	1	1.87
2020-21	Colorado	NHL	40	30	9	1	2367	77	7	1.95	.922	-	-	-	-	-	-	-
NHL TOTALS			214	109	61	21	11718	457	18	2.34	.920	23	13	6	1	1301	2	2.44

THIS SEASON (continued)

his 20th win of the season in his 27th game on March 25 vs. Vegas, becoming the fastest goalie in franchise history to reach 20 wins in a single season. . .Earned his 100th career NHL win on March 29 vs. Anaheim, joining Thomas Greiss (145) and Olie Kolzig (303) as the only Germans to reach 100. . .Missed five games, April 14-28 (COVID protocol related absence). . .At the conclusion of the 2020-21 regular season, Grubauer had the fifth-highest career save percentage (.920) in NHL history and was tied with Roy (.918) for the highest Sv% in franchise history.

STANLEY CUP PLAYOFFS (continued)**2017-18**

Started Washington's first two games of the 2018 Stanley Cup Playoffs (0-1-0, 4.57 GAA). . .Served as the backup for the remaining 22 postseason contests as the Capitals captured their first Stanley Cup in franchise history.

2016-17

Appeared in one postseason contest, playing 18:34 in relief of Braden Holtby in Game 2 of the second-round series vs. Pittsburgh (April 29).

2014-15

Made his Stanley Cup Playoff debut, appearing in one game for the Capitals. . .Stopped 18 shots to earn his first career playoff win in his first postseason start on April 17 vs. NY Islanders (Game 2 of the first round). . .Became the fifth rookie goaltender in Capitals history to pick up a win in his playoff debut, and was also the first German-born goaltender to start a playoff game.

35

JONAS JOHANSSON

GOALTENDER | HEIGHT: 6-5 | WEIGHT: 220 | CATCHES: LEFT**25****DOB: SEPTEMBER 19, 1995 | BIRTHPLACE: GAVLE, SWEDEN | ACQUIRED: TRADE FROM BUFFALO, MARCH 20, 2021**

THIS SEASON

Joined the Avalanche via trade with Buffalo on March 20 and in seven starts with Colorado went 5-1-1 with a 1.98 goals-against average, .919 save percentage and one shutout...Got the start in the season finale on May 13 vs. Los Angeles and made 21 saves to help the Avalanche win the Presidents' Trophy and Honda West Division title...Including his one relief appearance with Colorado, Johansson was 5-1-1 with a 2.06 GAA and .913 Sv% in eight games with the Avs...He appeared in seven contests (six starts) for the Sabres (0-5-1, 3.79 GAA)...Made his Avalanche debut on March 23 at Arizona, stopping 28 shots in a 5-4 shootout defeat...Earned his first victory with Colorado on April 2 vs. St. Louis...Started consecutive games, April 9-11 at Anaheim, winning both contests while allowing just one goal on 53 shots...Stopped all 28 shots for his first NHL shutout on April 9 at Anaheim.

STANLEY CUP PLAYOFFS

Will be making his first appearance in the Stanley Cup Playoffs.

STATISTICS

SEASON	CLUB	LGE	GP	REGULAR SEASON							PLAYOFFS						
				W	L	OT	MIN	GA	SO	GAA	Sv%	GP	W	L	MIN	SO	GAA
2010-11	Brynäs U18	SWE-U18	1	-	-	-	37	1	0	1.63	-	-	-	-	-	-	-
2011-12	Brynäs U18	SWE-U18	10	-	-	-	-	-	-	1.59	-	-	-	-	-	-	-
	Brynäs U18	SWE-U18A	11	6	4	-	637	30	0	2.83	.905	-	-	-	-	-	-
	Brynäs Jr.	SWE-Jr.	5	1	3	-	237	13	0	3.29	.890	-	-	-	-	-	-
2012-13	Sweden	WHC-17	3	-	-	-	-	-	-	4.63	.862	-	-	-	-	-	-
	Brynäs Jr.	J20 SuperElit	29	14	15	-	1690	82	0	2.91	.899	2	0	2	125	0	1.93
	Brynäs U18	SWE-Jr.	1	1	0	-	60	2	0	2.00	.920	-	-	-	-	-	-
	Brynäs U18	SWE-U18A	5	4	1	-	305	12	0	2.36	.924	7	6	1	430	0	2.93
2013-14	Sweden	WJ-18	4	2	2	-	216	8	1	2.23	.931	-	-	-	-	-	-
	Brynäs Jr.	J20 SuperElit	23	13	9	-	1345	52	1	2.32	.911	7	5	2	433	0	2.36
	Brynäs	SHL	4	2	2	-	243	12	0	2.96	-	-	-	-	-	-	-
2014-15	Sweden	WJC-20	0	-	-	-	-	-	-	-	-	-	-	-	-	-	-
	Brynäs IF	SHL	2	0	2	0	105	11	0	6.30	.843	-	-	-	-	-	-
	Brynäs Jr.	J20 SuperElit	13	6	6	-	763	46	0	3.62	.886	2	1	1	120	0	3.52
2015-16	Almtuna IS	Allsvenskan	9	6	3	-	534	23	0	2.58	.896	-	-	-	-	-	-
	Almtuna IS	Allsvenskan	42	24	17	2	2556	114	2	2.39	.913	-	-	-	-	-	-
2016-17	Almtuna IS	Allsvenskan	37	17	18	-	2152	81	3	2.26	.913	-	-	-	-	-	-
	Rochester	AHL	7	3	3	0	421	20	0	2.85	.892	-	-	-	-	-	-
	Brynäs IF	SHL	2	1	0	1	120	4	1	2.00	.920	-	-	-	-	-	-
2017-18	Cincinnati	ECHL	27	14	11	1	1514	79	0	3.13	.909	5	1	4	326	0	3.31
	Rochester	AHL	7	4	3	0	355	23	0	3.89	.861	-	-	-	-	-	-
2018-19	Cincinnati	ECHL	27	18	5	3	1617	70	3	2.60	.908	-	-	-	-	-	-
	Rochester	AHL	5	4	1	0	266	10	0	2.26	.926	-	-	-	-	-	-
2019-20	Rochester	AHL	22	14	4	3	1213	46	2	2.28	.921	-	-	-	-	-	-
	Buffalo	NHL	6	1	3	1	326	16	0	2.94	.894	-	-	-	-	-	-
	Colorado	NHL	7	0	5	1	380	24	0	3.79	.884	-	-	-	-	-	-
2020-21	Colorado	NHL	8	5	1	437	15	1	2.06	.913	-	-	-	-	-	-	-
NHL TOTALS			21	6	9	3	1144	55	1	2.89	.896	-	-	-	-	-	-

6

ERIK JOHNSON

DEFENSEMAN | HEIGHT: 6-4 | WEIGHT: 225 | SHOOTS: RIGHT

25

DOB: MARCH 21, 1988 BIRTHPLACE: BLOOMINGTON, MINNESOTA ACQUIRED: TRADE WITH ST. LOUIS, FEB. 18, 2011

THIS SEASON

Skated in four games for the Avalanche, tallying one point (0g/1a)...Suffered an injury in Colorado's Jan. 30 game at Minnesota and missed the rest of the regular season...Placed on injured reserve on Feb. 12 (retroactive to Jan. 30).

STANLEY CUP PLAYOFFS

2019-20

Finished with two points (0g/2a) in nine games...Recorded a game-high eight shots in the series opener against Arizona on Aug. 12, the most shots by an Avalanche defenseman in the postseason since Rob Blake had nine on May 11, 2006 vs. Anaheim...Missed the last six games of the postseason (unfit to play).

2018-19

Appeared in all 12 playoff contests, tallying three points (2g/1a)...Had seven shots in Game 2 of the first-round series at Calgary on April 13, the most by an Avalanche defenseman in a playoff game since Rob Blake had nine on May 11, 2006 vs. Anaheim...Recorded his first career playoff multi-point effort (1g/1a) in Game 3 vs. Calgary on April 15.

2017-18

Missed the playoffs due to a knee injury he suffered near the end of the regular season.

2013-14

Appeared in all seven postseason games and led Colorado in ice time with an average of 26:01 per contest...Logged a team-high 30:22 of ice time and had an assist in his Stanley Cup Playoff debut on April 17 vs. Minnesota...Scored his first career playoff goal in Game 7 vs. Minnesota on April 30.

STATISTICS

SEASON	TEAM	LEAGUE	REGULAR SEASON								PLAYOFFS							
			GP	G	A	PTS	PIM	+/-	PP	SH	GW	GP	G	A	PTS	PIM		
2012-13	Kimball Union	USHS	30	16	19	35	-	-	-	-	-	-	-	-	-	-	-	-
2003-04	Holy Angels	USHS	31	13	21	34	-	-	-	-	-	-	-	-	-	-	-	-
2004-05	U.S. Nat'l U-17	NTPD	26	5	9	14	14	-	-	-	-	-	-	-	-	-	-	-
	U.S. Nat'l U-17	NAHL	31	6	6	12	12	-	-	-	-	-	-	-	-	-	-	-
2005-06	U.S. Nat'l U-18	NTDP	36	12	22	34	78	-	-	-	-	-	-	-	-	-	-	-
	U.S. Nat'l U-18	NAHL	11	4	11	15	10	-	-	-	-	-	-	-	-	-	-	-
2006-07	United States	WJC	7	1	3	4	18	-	-	-	-	-	-	-	-	-	-	-
	U. of Minnesota	WCHA	41	4	20	24	50	-	-	-	-	-	-	-	-	-	-	-
	United States	WJC	7	4	6	10	16	-	-	-	-	-	-	-	-	-	-	-
2007-08	United States	WC	7	0	2	2	4	-	-	-	-	-	-	-	-	-	-	-
	St. Louis	NHL	69	5	28	33	28	-9	4	0	3	-	-	-	-	-	-	-
2008-09	Peoria	AHL	1	0	0	0	2	-	-	-	-	-	-	-	-	-	-	-
2008-09																		
2009-10	St. Louis	NHL	79	10	29	39	79	+1	6	0	2	-	-	-	-	-	-	-
	United States	Olympics	6	1	0	1	4	-	-	-	-	-	-	-	-	-	-	-
2010-11	St. Louis	NHL	55	5	14	19	37	-8	1	1	2	-	-	-	-	-	-	-
	Colorado	NHL	22	3	7	10	19	-5	2	0	0	-	-	-	-	-	-	-
2011-12	Colorado	NHL	73	4	22	26	26	-7	1	0	1	-	-	-	-	-	-	-
2012-13	Colorado	NHL	31	0	4	4	18	-3	0	0	0	-	-	-	-	-	-	-
	United States	WC	10	2	2	4	20	-	-	-	-	-	-	-	-	-	-	-
2013-14	Colorado	NHL	80	9	30	39	61	+5	2	0	2	7	1	1	2	2	2	2
2014-15	Colorado	NHL	47	12	11	23	33	+2	3	0	2	-	-	-	-	-	-	-
2015-16	Colorado	NHL	73	11	16	27	50	-19	3	2	0	-	-	-	-	-	-	-
2016-17	Colorado	NHL	46	2	15	17	9	-6	0	0	1	-	-	-	-	-	-	-
	United States	W-Cup	2	0	0	0	2	-	-	-	-	-	-	-	-	-	-	-
2017-18	Colorado	NHL	62	9	16	25	58	+3	0	0	3	-	-	-	-	-	-	-
2018-19	Colorado	NHL	80	7	18	25	38	+8	0	0	1	12	2	1	3	4	4	4
2019-20	Colorado	NHL	59	3	13	16	20	+9	0	0	1	9	0	2	2	0	0	0
2020-21	Colorado	NHL	4	0	1	1	2	+2	0	0	0	-	-	-	-	-	-	-
NHL TOTALS			780	80	224	304	478	-27	22	3	18	28	3	4	7	6	6	6

17**TYSON JOST****CENTER | HEIGHT: 5-11 | WEIGHT: 187 | SHOOTS: LEFT****25****DOB: MARCH 14, 1998 | BIRTHPLACE: ST. ALBERT, ALBERTA | DRAFTED: BY COLORADO (FIRST ROUND, 10TH OVERALL) IN 2016****THIS SEASON**

Skated in 54 of Colorado's 56 games, recording 17 points (7g/10a) with a career-best +14 plus/minus rating...Ranked fifth on the team in hits (45) and was second in total shorthanded minutes (108:57)...Scored a season-high two goals, including the game winner, in the season finale on May 13 vs. Los Angeles to help the Avalanche win the Presidents' Trophy and Honda West Division title...Missed his only two games of the year, Feb. 14-16 (COVID protocol related absence)...Equaled his career best with two assists on March 22 at Arizona...Posted a career-high, five-game assist/point streak from April 9-22.

STANLEY CUP PLAYOFFS**2019-20**

Tallied one point (1g/0a) in 12 postseason outings.

2018-19

Tallied four points (3g/1a) while appearing in all 12 postseason games for the Avalanche...Scored his first career playoff goal in Game 5 of the second round series at San Jose on May 4...Went on to score in each of the final three games of the Sharks series, his longest career goal streak (regular season or playoffs)...His three goals tied Nathan MacKinnon for the most on the team during the second round.

2017-18

Skated in all six postseason contests for the Avalanche, tallying one assist (0g/1a)...Made his Stanley Cup Playoff debut in Game 1 of the first-round series at Nashville on April 12...Recorded his first career playoff point with an assist in Game 4 vs. Nashville on April 18.

STATISTICS

SEASON	TEAM	LEAGUE	REGULAR SEASON								PLAYOFFS					
			GP	G	A	PTS	PIM	+/-	PP	SH	GW	GP	G	A	PTS	PIM
2013-14	Okanagan	BCMML	36	44	44	88	65	-	-	-	-	7	9	9	18	14
	Penticton	BCHL	3	0	0	0	0	-	-	-	-	-	-	-	-	-
2014-15	Penticton	BCHL	46	23	22	45	16	-	-	-	-	21	10	4	14	6
2015-16	Penticton	BCHL	48	42	62	104	43	-	-	-	-	11	6	8	14	4
2016-17	North Dakota	NCHC	33	16	19	35	44	-	-	-	-	-	-	-	-	-
	Colorado	NHL	6	1	0	1	0	-5	0	0	0	-	-	-	-	-
2017-18	Canada	WJC	7	1	3	4	6	-	-	-	-	-	-	-	-	-
	Colorado	NHL	65	12	10	22	26	-10	5	0	1	6	0	1	1	0
2017-18	San Antonio	AHL	5	1	1	2	0	-	-	-	-	-	-	-	-	-
	Canada	WC	9	4	2	6	4	-	-	-	-	-	-	-	-	-
2018-19	Colorado	NHL	70	11	15	26	14	-2	4	0	3	12	3	1	4	0
	Colorado	AHL	8	4	1	5	2	-	-	-	-	-	-	-	-	-
	Canada	WC	8	0	2	2	0	-	-	-	-	-	-	-	-	-
2019-20	Colorado	NHL	67	8	15	23	22	+11	1	0	0	12	1	0	1	8
2020-21	Colorado	NHL	54	7	10	17	24	+14	0	0	1	-	-	-	-	-
NHL TOTALS			262	39	50	89	86	+8	10	0	5	30	4	2	6	8

91**NAZEM KADRI****CENTER | HEIGHT: 6-0 | WEIGHT: 192 | SHOOTS: LEFT****25****DOB: OCTOBER 6, 1990 | BIRTHPLACE: LONDON, ONTARIO | ACQUIRED: TRADE WITH TORONTO, JULY 1, 2019****THIS SEASON**

Was the only Avalanche player to appear in all 56 games...Ranked sixth on the team in points with 32 (11g/21a)...Led the Avs in faceoff wins (392) and ranked second in faceoff percentage (52.8%)...Ranked first on the team and fourth in the NHL in penalties drawn (27)...Finished third on the club in shots (170)...On Jan. 28 vs. San Jose, Kadri became the first Avalanche player ever to score 2+ goals with 10+ shots and 10+ faceoff wins in a single game...Won 18 faceoffs (18-12) on March 6 vs. Anaheim, the second most wins of his career (20, Oct. 24, 2015 at Montreal)...Had a season-high four points (2g/2a) on March 16 vs. Anaheim, his fifth career game of four or more points (career best is five)...Notched his 400th NHL point on Jan. 31 at Minnesota.

STANLEY CUP PLAYOFFS**2019-20**

Finished first in the NHL in both game-winning goals (5) and power-play markers (6)...Kadri's five game winners were the second-most in Avalanche postseason history (Joe Sakic, 6, 1996)...His six man advantage tallies were tied for second in franchise history for most in a playoff year (7, Michel Goulet, 1985; 6, Joe Sakic, 1996)...Finished tied for first on the team in goals (9) and ranked third in points (18)...Began the postseason with a five-game point streak (2g/4a) and established new playoff career bests in goals (9), assists (9) and points (18)...Scored the winning goal with 0.1 seconds left in regulation in the Avalanche's 2-1 victory over St. Louis in the round robin on Aug. 2, marking just the second go-ahead goal at 19:59 of the third period in postseason history, joining Jussi Jokinen in Game 4 of the 2009 Conference Quarterfinals vs. New Jersey...Jok-

inen's goal came with 0.2 left and thus unofficially Kadri's marker is the "latest" regulation winner in playoff history...Scored four power-play goals in Colorado's first-round series vs. Arizona, matching the franchise record for most man-advantage tallies in a playoff series...Set a playoff career high with three points (2g/1a) in Game 4 at Arizona, which included his first playoff multi-goal effort...Both of his goals came on the power play in the first period, tying the franchise playoff record for PPG in a single frame...Notched two goals in Games 3 and 4 vs. Arizona, the sixth player in franchise history to register a multi-goal performance in consecutive playoff games.

2018-19

Notched two points (1g/1a) in two postseason contests for Toronto...Was suspended for the remainder of the first round for a cross check during Game 2 at Boston on April 13.

2017-18

Had two points (0g/2a) in four postseason contests...Was suspended three contests (Games 2-4) for boarding in Game 1 of the first round series against Boston on April 12.

2016-17

Registered two points (1g/1a) in six playoff contests.

2012-13

Skated in all seven postseason games for the Leafs (1g/3a)...Made his Stanley Cup Playoff debut in Game 1 of the Eastern Conference Quarterfinal at Boston on May 1...Picked up his first postseason point in Game 2 (May 3)...Scored his first career playoff goal and added an assist in Game 7 at Boston on May 13.

STATISTICS

SEASON	TEAM	LEAGUE	REGULAR SEASON								PLAYOFFS					
			GP	G	A	PTS	PIM	+/-	PP	SH	GW	GP	G	A	PTS	PIM
2007-08	Kitchener	OHL	68	25	40	65	57	-	-	-	-	20	9	17	26	26
2008-09	London	OHL	56	25	53	78	31	-	-	-	-	14	9	12	21	22
2009-10	London	OHL	56	35	58	93	105	-	-	-	-	12	9	18	27	26
	Toronto	NHL	1	0	0	0	0	-1	0	0	0	-	-	-	-	-
2010-11	Canada	WJC	6	3	5	8	14	-	-	-	-	-	-	-	-	-
	Toronto	AHL	44	17	24	41	62	-	-	-	-	-	-	-	-	-
	Toronto	NHL	29	3	9	12	8	-3	0	0	0	-	-	-	-	-
2011-12	Toronto	NHL	21	5	2	7	8	+2	1	0	1	-	-	-	-	-
2012-13	Toronto	AHL	48	18	22	40	39	-	-	-	-	11	3	7	10	6
	Toronto	AHL	27	8	18	26	26	-	-	-	-	-	-	-	-	-
	Toronto	NHL	48	18	26	44	23	+15	5	0	1	7	1	3	4	10
2013-14	Toronto	NHL	78	20	30	50	67	-11	7	0	2	-	-	-	-	-
2014-15	Canada	WC	7	0	3	3	4	-	-	-	-	-	-	-	-	-
	Toronto	NHL	73	18	21	39	28	-7	3	1	1	-	-	-	-	-
2015-16	Toronto	NHL	76	17	28	45	73	-15	4	0	2	-	-	-	-	-
2016-17	Toronto	NHL	82	32	29	61	95	-7	12	0	6	6	1	1	2	8
2017-18	Toronto	NHL	80	32	23	55	42	+2	12	0	3	4	0	2	2	19
2018-19	Toronto	NHL	73	16	28	44	43	-2	4	0	5	2	1	1	2	19
2019-20	Colorado	NHL	51	19	17	36	97	+7	4	0	1	15	9	9	18	10
2020-21	Colorado	NHL	56	11	21	32	34	-7	3	0	3	-	-	-	-	-
NHL TOTALS			668	191	234	425	518	-27	55	1	25	34	12	16	28	66

92

GABRIEL LANDESKOG

LEFT WING | HEIGHT: 6-1 | WEIGHT: 215 | SHOOTS: LEFT

25

DOB: NOVEMBER 23, 1992 BIRTHPLACE: STOCKHOLM, SWEDEN DRAFTED: BY COLORADO (FIRST ROUND, 2ND OVERALL) IN 2011

THIS SEASON

Captained the Avalanche to the Presidents' Trophy and Honda West Division championship in his 10th NHL season and ninth as team captain...Finished second on the club in goals (20-tied) and third in points (52)...It marked his eighth career 20-goal season, third most by an Avalanche player since the franchise relocated behind Milan Hejduk and Joe Sakic (both 11)...Led the club and tied for third in the NHL with eight game-winning goals...Also paced the team in hits (81), power-play goals (9-tied) and faceoff percentage (56.6)...His 56.6 faceoff percentage ranked 10th in the NHL and was the highest of any winger in 2020-21...Scored his 200th NHL goal on Jan. 15 vs. St. Louis, becoming the seventh player in franchise history and fourth in Avalanche history to do so...He joined Nikita Kucherov as the only players from the 2011 Draft to surpass 200 goals...Missed two games, Feb. 14-16 (COVID protocol related absence)...Finished second in the NHL with 24 points (10g/14a) in 17 games during the month of March, his career high for a single month...Scored his 203rd career goal on March 1 at San Jose, passing Peter Forsberg (202) for third most in an Avalanche sweater, and later tallied his 218th goal on May 12 vs. Los Angeles, passing Forsberg (217) for sixth place in Colorado/Quebec franchise history...Tallied his second OT winner of the season and sixth career on March 10 vs. Arizona...Had a career-high seven-game assist streak, March 14-25...Dressed in his 660th career game on March 20 vs. Minnesota, passing Cody McLeod (659) for the fourth-most appearances in a Colorado sweater...Recorded his 500th NHL point on April 11 at Anaheim, becoming the eighth player in franchise history and fifth since the team relocated to reach 500 points...Was only the second player from the 2011 Draft (Kucherov) and the 29th Swedish player in NHL history to hit the mark.

STANLEY CUP PLAYOFFS

2019-20

Finished the postseason with 13 points (2g/11a) in 14 games, setting new career highs in playoff points and assists...Tied for third on the team in assists...Paced the club with 54 hits and recorded a playoff career-high 12 hits in Game 3 of Colorado's second-round series at Dallas (Aug. 26), the most by an Avalanche forward in the playoffs since the stat began tracking in 2005-06...Registered a point in five consecutive games from Aug. 17-26, the longest playoff point streak of his career... Missed Game 7 vs. Dallas due to injury.

2018-19

Finished tied for third on the Avalanche in playoff scoring with eight points (3g/5a) in 12 games...Ranked second on the club in hits (35) and led Colorado in takeaways (11)...Scored his first career playoff overtime goal in Game 6 of the second-round series vs. San Jose (May 6)...He became the fifth different player in franchise history to score an OT goal in an elimination contest and the first since Joe Sakic in Game 5 of the 2004 Western Conference Semifinal at San Jose.

2017-18

Led the Avalanche in points (7) and goals (4) during the playoffs...Scored a goal in four straight games, April 14-20, the first Avalanche player to post a four-game goal streak during the playoffs since 2001, when Joe Sakic scored in the last two games of the Western Conference Final and the first two dates of the Stanley Cup Final (May 18-29, 2001)...Set a playoff career high with three points (1g/2a) in Game 3 vs. Nashville on April 16...Netted the tying goal with 4:11 left in regulation in Colorado's Game 5 victory at Nashville on April 20.

2013-14

Appeared in all seven postseason games, tallying three goals and one assist...His three goals tied him for second on the club...Scored a goal in his Stanley Cup Playoff debut on April 17 vs. Minnesota (Game 1)...Scored twice in the Avalanche's Game 2 victory against the Wild on April 19...At 21 years, 147 days, he became the youngest Avalanche player to score two goals in a postseason game (Alex Tanguay was 21 years, 200 days when he scored twice in Game 7 of the 2001 Stanley Cup Final).

STATISTICS

SEASON	TEAM	LEAGUE	REGULAR SEASON									PLAYOFFS				
			GP	G	A	PTS	PIM	+/-	PP	SH	GW	GP	G	A	PTS	PIM
2008-09	Djurgarden U18	Swe-U18	8	5	7	12	41	-	-	-	-	2	0	0	0	0
	Djurgarden Jr.	Swe-Jr.	31	7	14	21	63	-	-	-	-	6	1	0	1	8
	Djurgarden	Sweden	3	0	1	1	2	-	-	-	-	-	-	-	-	-
2009-10	Kitchener	OHL	61	24	22	46	51	-	-	-	-	20	8	15	23	18
2010-11	Kitchener	OHL	53	36	30	66	61	-	-	-	-	7	6	4	10	4
	Sweden	WJC	1	1	1	2	0	-	-	-	-	-	-	-	-	-
2011-12	Colorado	NHL	82	22	30	52	51	+20	6	0	5	-	-	-	-	-
	Sweden	WC	8	1	4	5	6	-	-	-	-	-	-	-	-	-
2012-13	Djurgardens	Sweden	17	6	8	14	32	-	-	-	-	-	-	-	-	-
	Colorado	NHL	36	9	8	17	22	-4	0	3	1	-	-	-	-	-
2013-14	Sweden	WC	10	3	1	4	18	-	-	-	-	-	-	-	-	-
	Colorado	NHL	81	26	39	65	71	+21	5	0	4	7	3	1	4	8
2014-15	Sweden	Olympics	6	0	1	1	4	-	-	-	-	-	-	-	-	-
	Colorado	NHL	82	23	36	59	79	-2	8	0	2	-	-	-	-	-
2015-16	Colorado	NHL	75	20	33	53	69	-5	4	1	2	-	-	-	-	-
2016-17	Colorado	NHL	72	18	15	33	62	-25	5	1	2	-	-	-	-	-
	Sweden	W-Cup	4	1	0	1	2	-	-	-	-	-	-	-	-	-
2017-18	Sweden	WC	10	2	3	5	2	-	-	-	-	-	-	-	-	-
	Colorado	NHL	78	25	37	62	37	+16	8	0	1	6	4	3	7	8
2018-19	Colorado	NHL	73	34	41	75	51	+17	10	0	9	12	3	5	8	10
	Sweden	WC	5	2	5	7	0	-	-	-	-	-	-	-	-	-
2019-20	Colorado	NHL	54	21	23	44	47	-2	6	0	4	14	2	11	13	12
2020-21	Colorado	NHL	54	20	32	52	34	+14	9	0	8	-	-	-	-	-
NHL TOTALS			687	218	294	512	523	+50	61	5	38	39	12	20	32	38

26**JACOB MacDONALD****DEFENSEMAN | HEIGHT: 6-0 | WEIGHT: 204 | SHOOTS: LEFT****25****DOB: FEBRUARY 26, 1993 BIRTHPLACE: PORTLAND, OREGON ACQUIRED: TRADE WITH FLORIDA, JUNE 28, 2019****THIS SEASON**

Appeared in 33 games during his first full NHL season, recording nine points (1g/8a) with a +14 plus/minus rating...Wore jersey #34 for most of the season but switched to #26 following the acquisition of Carl Soderberg in April...Made his season debut on Jan. 31 at Minnesota...Scored his second career goal on Feb. 27 at Arizona...Logged over 20 minutes (20:47) for the first time in his NHL career on March 5 vs. Anaheim...Recorded his first NHL assist on March 18 vs. Minnesota... Was a career-best +3 on March 22 at Arizona...Served a two-game suspension, April 9-11...Had dressed in 23 straight contests prior to the suspension...Missed seven games (lower body), April 22-May 3.

STANLEY CUP PLAYOFFS

Will be making his first appearance in the Stanley Cup Playoffs.

STATISTICS

SEASON	CLUB	LEAGUE	REGULAR SEASON									PLAYOFFS					
			GP	G	A	PTS	PIM	+/-	PP	SH	GW	GP	G	A	PTS	PIM	
2009-10	Compuware U18	T1EHL U18	28	4	11	15	14	-	-	-	-	-	-	-	-	-	-
	Waterloo	USHL	29	4	6	10	8	0	1	0	0	2	0	0	0	0	0
2010-11	Waterloo	USHL	58	8	22	30	42	0	4	0	3	2	1	0	1	0	0
2011-12	Cornell University	ECAC	8	0	1	1	2	+3	0	0	0	-	-	-	-	-	-
2012-13	Cornell University	ECAC	33	0	3	3	39	-1	0	0	0	-	-	-	-	-	-
2013-14	Cornell University	ECAC	32	2	6	8	4	+6	1	0	1	-	-	-	-	-	-
2014-15	Cornell University	ECAC	31	2	7	9	8	-7	0	0	1	-	-	-	-	-	-
	Elmira	ECHL	8	1	2	3	2	-2	0	0	0	-	-	-	-	-	-
2015-16	Elmira	ECHL	72	17	20	37	34	+11	4	4	2	-	-	-	-	-	-
	Springfield	AHL	1	0	0	0	0	-1	0	0	0	-	-	-	-	-	-
2016-17	Toledo	ECHL	30	7	19	26	24	+12	2	0	1	-	-	-	-	-	-
	Albany	AHL	34	8	16	24	9	-4	3	1	0	2	0	0	0	0	0
2017-18	Binghamton	AHL	75	20	35	55	35	-26	11	0	3	-	-	-	-	-	-
2018-19	Florida	NHL	2	1	0	1	0	+1	0	0	0	-	-	-	-	-	-
	Springfield	AHL	72	14	29	43	27	-2	7	0	3	-	-	-	-	-	-
2019-20	Colorado	AHL	56	16	26	42	22	+7	7	0	1	-	-	-	-	-	-
2020-21	Colorado	NHL	33	1	8	9	8	+14	0	0	0	-	-	-	-	-	-
NHL TOTALS			35	2	8	10	8	+15	0	0	0	-	-	-	-	-	-

29

NATHAN MacKINNON

CENTER | HEIGHT: 6-0 | WEIGHT: 200 | SHOOTS: RIGHT**25****DOB: SEPTEMBER 1, 1995 | BIRTHPLACE: HALIFAX, NOVA SCOTIA | DRAFTED: BY COLORADO (1ST ROUND, 1ST OVERALL) IN 2013**

THIS SEASON

Finished second on the Avalanche and eighth in the NHL with 65 points (20g/45a) in 48 games...Ranked fourth in the league in points-per-game (1.35)—matching his career high set in 2019-20—was fifth in assists (45) and third in shots (206)...Had the highest assist-per-game average (0.94) by an Avalanche player since Peter Forsberg in 2002-03 (1.03)...Was leading the team in points for most of the season before missing four of the final five games due to a lower-body injury...Had 14 points (6g/8a) against the Blues, the most ever by a Colorado/Quebec player against St. Louis and the most by any player since Nicklas Lidstrom had 14 against St. Louis in 1991-92...Also had 14 points (3g/11a) against the Wild, the most ever by one skater against Minnesota in a season...Recorded a career-high 15-game point streak from March 27–April 28, the longest streak in the NHL this season...It was the third-longest streak by an Avalanche player since the franchise relocated and the longest since Paul Stastny's 20-game run in 2006-07...Saw his franchise-record streak of 263 consecutive games with a shot snapped on April 30 vs. San Jose...Named the Honda West Division First Star of the Month for April...He factored on more than half of Colorado's goals during the month (21 of 40), topping all players in the division with 21 points (9g/12a) in 13 games...MacKinnon's 21 points were a franchise record for April, besting Joe Sakic's 17 for Quebec in April 1995...It marked the fourth time that MacKinnon has been named one of the Stars of the Month...Recorded his 500th NHL point on Jan. 19 at Los Angeles...He became the seventh player in franchise history and fourth in Avalanche history to reach 500 points...Was also the first player from the 2013 NHL Draft to hit 500...Tied the NHL outdoor game record with three points (1g/2a) on Feb. 20 vs. Vegas in Lake Tahoe...It was his second career multi-point effort in an outdoor contest after having a goal and one assist in the 2016 Stadium Series at Coors Field...Only two other players have as many multi-point outings in games contested outdoors, Tomas Tatar and Henrik Zetterberg (two each)...Scored his 200th NHL goal on March 23 at Arizona, becoming the eighth player in franchise history and fifth in Avalanche history to reach 200 goals...At 25 years, 203 days, he became the fifth youngest active player to reach 200 behind Steven Stamkos (25.039), Sidney Crosby (23.112), Alex Ovechkin (23.141), John Tavares (25.174)...Had a 17-game road point streak from Feb. 16–May 3, the second-longest in franchise history (Peter Stastny, 23, 1983-84)...Broke Joe Sakic's (227) franchise record for consecutive games with a shot on Jan. 28 vs. San Jose...Did not dress Feb. 2 (lower body), March 5-8 (upper body), May 7-8 and May 12-13 (lower body).

STANLEY CUP PLAYOFFS

2019-20

Finished fourth in the league with 25 points (9g/16a), the most by an Avalanche skater in a single playoff year since Peter Forsberg had 27 in 2002...Ranked sixth in the NHL in assists and tied for sixth in goals, both of which were the most by a Colorado skater since 2002 (Forsberg, 9g/18a)...Registered a point in the first 14 games of the postseason, the longest playoff point streak in franchise history and the longest streak in the postseason since 2006, when Eric Staal had a 15-game run with Carolina...MacKinnon's 14-game streak is tied with Mark Messier (14 in 1988) and Bobby Orr (14 in 1970) for the second-longest to begin a postseason in NHL history, trailing only Bryan Trottier's 18-game run to open the 1981 playoffs...MacKinnon, who opened the regular season with points in each of his first 13 games, is the only player in NHL history to begin a regular season and a playoffs in the same campaign with a point streak of 10-plus games...Recorded 25 points through his first 14 postseason contests, the first player to do so since Wayne Gretzky in 1993 (8g/17a in first 14 games)...Recorded eight multi-point games, tied for the third-most by an Avalanche player in a single playoff behind Joe Sakic (10 in 1996) and Peter Forsberg (9 in 2002)...Had a streak of five consecutive multi-point efforts from Aug. 17-26, tying the franchise playoff record set by Peter Stastny in 1982 and equaled by Forsberg in 1997, 1999 and 2002...Led the NHL in points-per-game (1.67), setting a new franchise record for the highest average in a single postseason (min 10 GP)...He topped the previous mark of 1.55 set by Joe Sakic during his run to the Conn Smythe in 1996...MacKinnon's 1.35 career points-per-game average in the postseason is the third highest in Stanley Cup Playoff history (min 40 GP), trailing only Wayne Gretzky (1.84) and Mario Lemieux (1.61)...Tallied four points (2g/2a) in Game 5 vs. Arizona on Aug. 19 to equal his career high for points in a playoff game (April 19, 2014 vs. Minnesota, 1g/3a)...He was the second Avalanche/Nordiques player with four points in a series-clinching contest, joining Claude Lemieux in Game 6 of the 1997 Conference Quarterfinals (1g/3a at Chicago)...Three of MacKinnon's points in Game 5 came in the second period, tying the franchise playoff record for points in a single frame (14th time, last: Nathan MacKinnon, April 15, 2019 vs. Calgary, first period)...Registered four points (2g/2a) in Game 5 vs. Arizona and three points (2g/1a) in Game 1 vs. Dallas, the second time in his career he has recorded three-plus points in consecutive playoff games (also Game 1 and 2 of the first round vs. Minnesota in 2014)...He joined Peter Stastny (three times) and Michel Goulet (two times) as the third player in franchise history to accomplish the feat in multiple outings...Registered eight shots in Game 2 vs. Dallas on Aug. 24, a postseason career high...Seven of those shots were in the game's opening

STATISTICS

SEASON	TEAM	LEAGUE	REGULAR SEASON								PLAYOFFS					
			GP	G	A	PTS	PIM	+/-	PP	SH	GW	GP	G	A	PTS	PIM
2011-12	Halifax	QMJHL	58	31	47	78	45	-	-	-	-	17	13	15	28	12
2012-13	Halifax	QMJHL	44	32	43	75	45	-	-	-	-	17	11	22	33	12
	Canada	WJC	6	0	1	1	4	-	-	-	-	-	-	-	-	-
2013-14	Colorado	NHL	82	24	39	63	26	+20	8	0	5	7	2	8	10	4
	Canada	WC	8	1	3	4	8	-	-	-	-	-	-	-	-	-
2014-15	Colorado	NHL	64	14	24	38	34	-7	3	0	2	-	-	-	-	-
	Canada	WC	10	4	5	9	6	-	-	-	-	-	-	-	-	-
2015-16	Colorado	NHL	72	21	31	52	20	-4	7	0	6	-	-	-	-	-
2016-17	Colorado	NHL	82	16	37	53	16	-14	2	2	4	-	-	-	-	-
	North America	W-Cup	3	2	1	3	2	-	-	-	-	-	-	-	-	-
	Canada	WC	10	6	9	15	6	-	-	-	-	-	-	-	-	-
2017-18	Colorado	NHL	74	39	58	97	55	+11	12	0	12	6	3	3	6	4
2018-19	Colorado	NHL	82	41	58	99	34	+20	12	0	6	12	6	7	13	2
2019-20	Colorado	NHL	69	35	58	93	12	+13	12	0	4	15	9	16	25	12
2020-21	Colorado	NHL	48	20	45	65	37	+22	8	0	2	-	-	-	-	-
NHL TOTALS			573	210	350	560	234	+61	64	2	41	40	20	34	54	22

STANLEY CUP PLAYOFFS (continued)

period, the most by an Avalanche/Nordiques player in a playoff period since the stat began tracking in 1989-90...It was the most shots in a playoff period by any player since James Neal recorded seven vs. Philadelphia on April 15, 2012 (2nd period) and tied for the second-most in a postseason period (8, Joe Pavelski, May 2, 2010 vs. Detroit, third period).

2018-19

Finished second on the Avalanche with 13 points (6g/7a) in 12 playoff contests...Tied Mikko Rantanen for the team lead in goals, the most by a Colorado skater in the postseason since Joe Sakic had seven in 2004...Led the NHL with three game-winning goals during the 2019 Stanley Cup Playoffs...Ranked first on the club in shots (57)...Had an eight-game point streak from April 13–May 2, the longest by an Avalanche player in the postseason since Peter Forsberg (eight) in 2002...In fact, MacKinnon's streak equaled the third longest in Avalanche postseason history behind only Sakic's 10-game run in 1996 and Claude Lemieux's nine-game streak in 1997...The eight-game streak also tied Vladimir Tarasenko for the longest during the 2019 postseason...MacKinnon had a five-game assist streak from April 15-28, matching David Krejci for the league high...Tallied his second career playoff overtime goal in Game 2 of the first-round series at Calgary on April 13...Scored two power-play goals and had an assist in the first period of Game 3 vs. Calgary (April 15), tying franchise playoff records for points and PPG in a single period...Was the 13th Colorado/Quebec player to have three points in a postseason period, the first since Forsberg on April 17, 2004, and just the third to score two PPG in a period, as Forsberg and Mike Ricci both did it during the 1996 postseason.

2017-18

Finished second on the team with six points (3g/3a) in six games during the 2018 Stanley Cup Playoffs...Led the Avs in shots (28) and ranked second in goals...Collected his first career playoff multi-goal game on April 16 vs. Nashville (Game 3).

2013-14

Shared the team scoring lead during the playoffs with 10 points (2g/8a) in seven contests...MacKinnon's 10 points were the third-most by an 18-year-old in one playoff year, behind only Jaromir Jagr (13, 1991) and Ed Olczyk (11, 1985)...Despite playing just seven games, Nathan's eight postseason assists tied for the league lead among rookies...Collected three assists in his playoff debut on April 17 vs. Minnesota, becoming the first rookie to ever record three assists in his postseason debut...At 18 years, 228 days, was the second-youngest player in NHL history to record three points in his playoff debut (Pierre Turgeon was 18 years, 222 days on April 6, 1988 at Boston)...Had a goal and three assists in Game 2 on April 19, becoming the third 18-year-old in NHL history to record a four-point game in the postseason (Pierre Turgeon, 1988; Trevor Linden, 1989)...With that four-point effort, Nathan tied the NHL record for most points in the first two playoff games of a career with seven (Odie Cleghorn, Montreal 1918-19 and Barry Pederson, Boston 1981-82)...Was the fourth player in NHL history to record three or more points in each of his first two career postseason games (Newsy Lalonde 1917-18, Cleghorn 1918-19, Bobby Smith 1979-80)...Scored the overtime winner in Game 5 on April 26 at Pepsi Center, becoming the second-youngest player in Stanley Cup Playoff history to score an OT goal (18 years, 237 days)...Don Gallinger was 17 years, 339 days when he did it for Boston on March 21, 1943 against Montreal.

8

CALE MAKAR

DEFENSEMAN | HEIGHT: 5-11 | WEIGHT: 187 | SHOOTS: RIGHT

25

DOB: OCTOBER 30, 1998 BIRTHPLACE: CALGARY, ALBERTA DRAFTED: BY COLORADO (1ST ROUND, 4TH OVERALL) IN 2017

THIS SEASON

Recorded 44 points (8g/36a) in 44 games, the only NHL defenseman to average a point-per-game in 2020-21...He joined Steve Duchesne (82 points in 82 games with Quebec in 1992-93) as the only blueliners in franchise history to average a point-per-game in a single season (qualifiers)...Makar is the first defenseman to accomplish the feat at age 22 or younger since Brian Leetch in 1990-91 (1.10)...Cale is just the fourth blueliner overall in the last 10 seasons to average a point-per-contest (min 40 GP), joining Erik Karlsson in 2015-16 (1.00), Brent Burns in 2018-19 (1.01) and John Carlson in 2019-20 (1.09)...Makar's 44 points tied for fifth among NHL defensemen, while his 36 assists tied for fourth...Became the first blueliner in franchise history to record 40-plus points in each of his first two NHL seasons...Finished 10th among all skaters in power-play points (22-tied) and eighth in power-play assists (18)...Ranked second on the Avalanche in average ice time (24:19), fourth in plus/minus (+17) and hits (49) and was first in average power-play time-on-ice (4:11)...Ended the season with a 0.93 career points-per-game average, the sixth-highest by a defenseman in NHL history...Recorded his 10th assist of the season in his ninth game (Jan. 30 at Minnesota); only one Avalanche/Nordiques defenseman reached the 10-assist mark in fewer games: John-Michael Liles (eight) in 2010-11...Missed 12 contests due to an upper-body injury (Feb. 14-16 and Feb. 27-March 16)...Placed on IR, March 5 (retroactive to Feb. 26) and activated March 18...Picked up his 50th career assist on Feb. 24 vs. Minnesota, requiring the fifth-fewest games (71) ever by a defenseman to collect 50 helpers...With three helpers on March 29 vs. Anaheim, Makar required the fewest games (79) by a defenseman in NHL history to record five career outings with three-plus assists...Finished second among NHL defenders with 15 points in April (3g/12a), the most-ever by a Colorado/Quebec blueliner during the month of April...Makar on April 24 notched his seventh career three-point game, already the fourth most by a defenseman in franchise history behind Tyson Barrie (17), Sandis Ozolins (11), Liles (8)...Logged a career-high 28:57 of ice time on April 30 vs. San Jose...Appeared in his 100th NHL game on May 12 vs. Los Angeles and his 93 career points at the time were the sixth-most all-time by a defenseman through the first 100 regular-season contests.

STANLEY CUP PLAYOFFS

2019-20

Recorded 15 points (4g/11a) in 15 contests during the 2020 Stanley Cup Playoffs...His 15 points were the second most ever by an NHL rookie defenseman in a single postseason, trailing only Quinn Hughes' 16 points (2g/14a) in 17 contests this year...Led all rookies this postseason in points-per-game (1.00) and plus/minus (+12), while ranking second in assists and third in both points and goals (tied)...Makar is just the fifth rookie ever—and the only defenseman on that list—to average at least a point-per-game during a single postseason (min 15

GP), joining Don Maloney (1979, NY Rangers), Dino Ciccarelli (1981, Minnesota), Marian Stastny (1982, Quebec) and Ville Leino (2010, Philadelphia)...Makar became the first defenseman to record 21 or more points in first 25 career playoff games since Sergei Zubov in 1995...His 15 points (4g/11a) were the most by an Avalanche defender in a postseason since Rob Blake (19) in 2001...It was the second-most points in a single postseason by a rookie in franchise history (Marian Stastny, 17 in 1982) and the fourth-most by an Avalanche/Nordiques defenseman in a single playoff year...Recorded points in five straight games from Aug. 12-19 and again from Aug. 24-Sept. 2, the second rookie in NHL history to record multiple point streaks of five or more games in a single playoff year, joining Don Maloney in 1979 (7 games and 5 games with NY Rangers)...Scored a goal 19 seconds into the third period of Game 4 of Colorado's first-round series against Arizona on Aug. 17, the second-fastest goal to begin a period in Avalanche/Nordiques franchise history (Peter Forsberg, 0:17, April 22, 1998 vs. Edmonton, 3rd period)...Notched three assists in Game 3 vs. Dallas on Aug. 26, establishing a new franchise record for assists in a playoff game by a first-year defenseman and matching the franchise mark for most points in a postseason contest by a rookie blueliner (Jeff Brown, April 12, 1987 vs. Hartford, 1g/2a)...Makar's three points were the most ever by an Avalanche rookie defenseman in a postseason contest, and he became the 21st rookie blueliner in NHL history with 3+ points in a playoff game...Recorded a postseason career-high 32:01 of ice time in Game 7 vs. Dallas on Sept. 4, the most minutes ever by an Avalanche rookie in the playoffs.

2018-19

Seventy two hours after winning the Hobey Baker Award and 48 hours after playing in the NCAA championship game, Makar scored his first NHL goal on his first shot in the opening period of Colorado's Game 3 victory against Calgary on April 15...He became the first defenseman in history to score his first career goal while making his NHL debut in the Stanley Cup Playoffs...Overall, he was the seventh player in history to make his League debut in the playoffs and score, and the first Colorado/Quebec skater to do so...Despite playing just 10 games, Makar ended up leading all NHL rookie defensemen with six points (1g/5a) during the Stanley Cup Playoffs...His six points tied the franchise rookie record for a blueliner set by Quebec's Jeff Brown in 1987...Only two rookie skaters had more points during the 2019 postseason, Carolina left wing Warren Foegele (9) and Dallas left wing Roope Hintz (8)...Finished the playoffs with a +3 plus/minus rating, tied for fifth on the team, and his six points ranked second among Avalanche rearguards.

STATISTICS

SEASON	TEAM	LEAGUE	REGULAR SEASON								PLAYOFFS					
			GP	G	A	PTS	PIM	+/-	PP	SH	GW	GP	G	A	PTS	PIM
2014-15	Flames Midget AAA	AMHL	34	7	16	23	14	-	-	-	-	2	0	0	0	0
	Brooks	AJHL	3	1	4	5	4	-	-	-	-	20	1	6	7	4
2015-16	Brooks	AJHL	54	10	45	55	28	-	-	-	-	13	3	11	14	0
2016-17	Brooks	AJHL	54	24	51	75	18	-	-	-	-	13	5	13	18	4
2017-18	UMass	Hockey East	34	5	16	21	20	-	-	-	-	-	-	-	-	-
	Canada	WJC	7	3	5	8	0	-	-	-	-	-	-	-	-	-
2018-19	UMass	Hockey East	41	16	33	49	31	-	-	-	-	-	-	-	-	-
	Colorado	NHL	-	-	-	-	-	-	-	-	-	10	1	5	6	0
2019-20	Colorado	NHL	57	12	38	50	12	+12	4	0	4	15	4	11	15	0
2020-21	Colorado	NHL	44	8	36	44	12	+17	4	0	3	-	-	-	-	-
NHL TOTALS			101	20	74	94	24	+29	8	0	7	25	5	16	21	0

24**PATRIK NEMETH****DEFENSEMAN | HEIGHT: 6-3 | WEIGHT: 228 | SHOOTS: LEFT****25****DOB: FEBRUARY 8, 1992 | BIRTHPLACE: STOCKHOLM, SWEDEN | ACQUIRED: TRADE WITH DETROIT, APRIL 9, 2021****THIS SEASON**

Was acquired from Detroit on April 9 and dressed in Colorado's final 13 games of the season, recording two points (1g/1a) with a +6 plus/minus rating. . . Registered 10 points (3g/7a) in 52 combined games between the Avalanche and Red Wings, tying his career high in goals. . . Was +2 and had a game-high five blocked shots in his return to the Avalanche on April 22 at St. Louis. . . Tallied eight points (2g/6a) in 39 games for the Red Wings, ranking third among Detroit blueliners in points and average time on ice (18:24). . . Was second on the club and first among Red Wings defenders in average shorthanded time on ice (2:09).

STANLEY CUP PLAYOFFS**2018-19**

Skated in seven postseason games for Colorado. . . Ranked third on the club in average shorthanded time on ice (2:48).

2017-18

Recorded one assist (0g/1a) in six playoff games while leading the Avalanche in average ice time (23:42) and hits (20). . . Recorded his first career playoff point with an assist in Game 3 of the first-round series against Nashville on April 16 at Pepsi Center.

2013-14

Made his Stanley Cup Playoffs debut on April 16 at Anaheim. . . Appeared in five playoff games for the Dallas Stars and had a -2 plus/minus rating and 12 penalty minutes.

STATISTICS

SEASON	TEAM	LEAGUE	GP	G	REGULAR SEASON							PLAYOFFS					
					A	PTS	PIM	+/-	PP	SH	GW	GP	G	A	PTS	PIM	
2007-08	Hammarby IF	J18 Elit	13	1	3	4	12	-	-	-	-	-	-	-	-	-	-
2008-09	AIK J18	J18 Elit	16	2	6	8	51	-	-	-	-	-	-	-	-	-	-
	AIK J18	J18 Allsven.	11	1	4	5	72	-	-	-	-	4	1	0	1	29	-
	AIK J20	SuperElit	19	0	0	0	43	-	-	-	-	-	-	-	-	-	-
2009-10	AIK	Allsvenskan	1	0	1	1	0	0	-	-	-	-	-	-	-	-	-
	Swe. U17	Int-Jr	6	0	1	1	10	-	-	-	-	-	-	-	-	-	-
	AIK J18	J18 Allsven.	3	0	1	1	4	-	-	-	-	1	0	1	1	0	-
	AIK J20	SuperElit	38	1	19	20	120	-	-	-	-	5	1	2	3	10	-
	AIK	Allsvenskan	16	0	3	3	8	+7	-	-	-	3	0	0	0	0	-
2010-11	Swe. U18	WJC-18	6	0	2	2	8	+7	-	-	-	-	-	-	-	-	-
	Swe. U18	Int-Jr	19	2	6	8	72	-	-	-	-	-	-	-	-	-	-
	AIK	SHL	38	1	6	7	18	0	-	-	-	7	0	0	0	2	-
	Swe. U19	Int-Jr	3	0	0	0	10	-	-	-	-	-	-	-	-	-	-
	Swe. U20	WJC-20	6	0	1	1	2	+1	-	-	-	-	-	-	-	-	-
2011-12	Swe. U20	Int-Jr	10	0	1	1	14	-	-	-	-	-	-	-	-	-	-
	AIK	SHL	46	0	3	3	55	+3	-	-	-	11	0	1	1	8	-
	Swe. U20	WJC-20	6	0	5	5	2	+7	-	-	-	-	-	-	-	-	-
2012-13	Swe. U20	Int-Jr	16	1	6	7	24	+10	-	-	-	-	-	-	-	-	-
	Texas	AHL	47	1	11	12	40	+11	0	0	0	-	-	-	-	-	-
2013-14	Dallas	NHL	8	0	0	0	6	-3	0	0	0	5	0	0	0	12	-
	Texas	AHL	37	3	7	10	32	+19	0	0	1	18	1	4	5	8	-
2014-15	Dallas	NHL	22	0	3	3	6	0	0	0	0	-	-	-	-	-	-
	Texas	AHL	8	0	2	2	6	-3	0	0	0	3	0	1	1	4	-
2015-16	Dallas	NHL	38	0	8	8	14	-1	0	0	0	-	-	-	-	-	-
	Texas	AHL	8	0	1	1	2	+3	0	0	0	-	-	-	-	-	-
2016-17	Dallas	NHL	40	0	3	3	14	-4	0	0	0	-	-	-	-	-	-
	Texas	AHL	4	1	2	3	2	0	0	1	0	-	-	-	-	-	-
2017-18	Colorado	NHL	68	3	12	15	41	+27	0	0	0	6	0	1	1	4	-
2018-19	Colorado	NHL	74	1	9	10	53	+5	0	0	0	7	0	0	0	4	-
2019-20	Detroit	NHL	64	1	8	9	28	-10	0	0	1	-	-	-	-	-	-
2020-21	Detroit	NHL	39	2	6	8	14	-1	0	0	0	-	-	-	-	-	-
	Colorado	NHL	13	1	1	2	6	+6	0	0	0	-	-	-	-	-	-
NHL TOTALS			366	8	50	58	182	+19	0	0	1	18	0	1	1	20	-

18**ALEX NEWHOOK****CENTER | HEIGHT: 5-10 | WEIGHT: 190 | SHOOTS: LEFT****25****DOB: JANUARY 28, 2001 | BIRTHPLACE: ST. JOHN'S, NEWFOUNDLAND | DRAFTED: BY COLORADO (1ST ROUND, 16TH OVERALL) IN 2019****THIS SEASON**

Appeared in Colorado's final six games of the season, recording three assists with a +5 plus/minus rating...Made his NHL debut on May 5 at San Jose...Recorded his first NHL point with an assist on May 7 at Los Angeles...Tallied his first career multi-point game with a pair of assists on May 10 at Vegas...Signed to a three-year, entry-level contract on March 31...Recorded nine points (5g/4a) in eight games for the Colorado Eagles (AHL)...Made his pro debut on April 13 vs. Bakersfield...Completed his sophomore year at Boston College, where he had 16 points (7g/9a) in 12 games after missing the first half of the season due to quarantine protocols preceding the 2021 IIHF World Junior Championship in Edmonton...Had six points (3g/3a) at the World Juniors, helping Canada win a silver medal.

STANLEY CUP PLAYOFFS

Will be making his first appearance in the Stanley Cup Playoffs

STATISTICS

SEASON	CLUB	LEAGUE	REGULAR SEASON									PLAYOFFS				
			GP	G	A	PTS	PIM	+/-	PP	SH	GW	GP	G	A	PTS	PIM
2017-18	Victoria	BCHL	45	22	44	66	10	-	6	0	3	12	3	6	9	8
2018-19	Victoria	BCHL	53	38	64	102	21	-	5	0	5	15	11	13	24	2
2019-20	Boston College	Hockey East	34	19	23	42	8	+28	4	3	4	-	-	-	-	-
2020-21	Boston College	Hockey East	12	7	9	16	8	-1	4	0	1	-	-	-	-	-
	Canada	WJC	6	3	3	6	2	+8	-	-	-	-	-	-	-	-
	Colorado	AHL	8	5	4	9	4	-2	3	0	1	-	-	-	-	-
	Colorado	NHL	6	0	3	3	2	+5	0	0	0	-	-	-	-	-
NHL TOTALS			6	0	3	3	2	+5	0	0	0	-	-	-	-	-

13**VALERI NICHUSHKIN****RIGHT WING | HEIGHT: 6-4 | WEIGHT: 210 | SHOOTS: LEFT****25****DOB:** MARCH 4, 1995 **BIRTHPLACE:** CHELYABINSK, RUSSIA **ACQUIRED:** SIGNED BY COLORADO AS A FREE AGENT, AUG. 19, 2019**THIS SEASON**

Appeared in 55 of 56 games, second-most on the team, and recorded 10 goals and 11 assists for 21 points...Finished third on the team with a career-high four game-winning goals...Was also third on the club in hits (65)...Scored his second career shorthanded tally on Jan. 26 vs. San Jose...Skated in his 300th NHL game on Feb. 14 at Vegas...Tied his career high with two goals, which included his first career overtime tally, on March 5 vs. Anaheim...Missed his only game of the year on April 2 vs. St. Louis (upper body).

STANLEY CUP PLAYOFFS**2019-20**

Registered three points (2g/1a) in 15 playoff outings...Logged a postseason career-high eight hits in Game 2 of Colorado's second-round series against Dallas on Aug. 24...Finished with 53 hits, second-most on the team.

2018-19

Appeared in one postseason contest, Game 3 of the first round series vs. Nashville on April 15.

2015-16

Dressed in 10 postseason contests with the Stars, notching one assist.

2013-14

Made his Stanley Cup Playoff debut, recording two points (1g/1a) in six contests...Recorded an assist in his first career playoff contest in Game 1 of the Western Conference First Round at Anaheim on April 16...Scored his first career postseason goal in Game 3 vs. Anaheim on April 21.

STATISTICS

SEASON	TEAM	LEAGUE	REGULAR SEASON								PLAYOFFS					
			GP	G	A	PTS	PIM	+/-	PP	SH	GW	GP	G	A	PTS	PIM
2012-13	Chelyabinsk	KHL	18	4	2	6	0	6	-	-	-	25	6	3	9	0
	C. Chelyabinsk	VHL	15	8	2	10	4	-	-	-	-	-	-	-	-	-
	B.M. Chelyabinsk	MHL	9	4	4	8	0	-	-	-	-	-	-	-	-	-
	Russia	WJC	6	1	1	2	25	-	-	-	-	-	-	-	-	-
2013-14	Dallas	NHL	79	14	20	34	8	+20	2	0	2	6	1	1	2	2
	Russia	Olympics	5	1	0	1	0	-	-	-	-	-	-	-	-	-
2014-15	Dallas	NHL	8	0	1	1	2	-5	0	0	0	-	-	-	-	-
	Texas	AHL	5	0	4	4	12	-6	-	-	-	-	-	-	-	-
2015-16	Dallas	NHL	79	9	20	29	12	+2	1	0	1	10	0	1	1	2
2016-17	CSKA Moscow	KHL	36	11	13	24	9	-	-	-	-	9	1	4	5	4
	Russia	WC	6	0	3	3	0	-	-	-	-	-	-	-	-	-
2017-18	CSKA Moscow	KHL	50	16	11	27	14	-	-	-	-	19	3	6	9	12
2018-19	Dallas	NHL	57	0	10	10	0	-4	0	0	0	1	0	0	0	0
2019-20	Colorado	NHL	65	13	14	27	14	+26	1	1	3	15	2	1	3	2
2020-21	Colorado	NHL	55	10	11	21	4	+9	0	1	4	-	-	-	-	-
NHL TOTALS			343	46	76	122	40	+48	4	2	10	32	3	3	6	6

38**LIAM O'BRIEN****CENTER | HEIGHT: 6-1 | WEIGHT: 213 | SHOOTS: LEFT****25****DOB: JULY 29, 1994 | BIRTHPLACE: HALIFAX, NOVA SCOTIA | ACQUIRED: SIGNED BY COLORADO, MARCH 31, 2021****THIS SEASON**

Signed a one-year contract with the Avalanche on March 30 and went on to record three points (0g/3a) in 12 games with Colorado...Finished second on the Avs with 40 penalty minutes and led the club in hits per 60 minutes (21.31)...Made his Avalanche debut on April 2 vs. St. Louis, his first NHL game since Nov. 10, 2017 vs. Pittsburgh as a member of the Capitals...Recorded a career-high two points (0g/2a) on April 14 at St. Louis...Dressed in 12 straight NHL games, April 2-28...Spent most of the season on an American Hockey League contract prior to signing with the Avs...Appeared in 12 games for the Colorado Eagles (AHL), tallying eight points (4g/4a).

STANLEY CUP PLAYOFFS

Will be making his first appearance in the Stanley Cup Playoffs.

STATISTICS

SEASON	TEAM	LEAGUE	REGULAR SEASON									PLAYOFFS				
			GP	G	A	PTS	PIM	+/-	PP	SH	GW	GP	G	A	PTS	PIM
2010-11	Rimouski	QMJHL	61	2	8	10	45	-8	0	0	1	5	0	0	0	6
2011-12	Rimouski	QMJHL	40	7	9	16	67	+4	0	0	2	-	-	-	-	
	Rouyn-Noranda	QMJHL	27	3	7	10	69	-17	0	0	1	4	1	0	1	11
2012-13	Rouyn-Noranda	QMJHL	65	10	14	24	164	-12	2	0	1	12	2	1	3	17
2013-14	Rouyn-Noranda	QMJHL	68	20	15	35	148	-11	6	0	2	9	1	3	4	12
2014-15	Hershey	AHL	45	4	4	8	121	-5	0	0	0	10	3	3	6	14
	Washington	NHL	13	1	1	2	23	+4	0	0	0	-	-	-	-	
2015-16	Hershey	AHL	59	7	9	16	120	+2	0	0	0	20	4	2	6	65
2016-17	Hershey	AHL	64	10	20	30	117	+5	3	0	4	6	0	0	0	13
	Washington	NHL	1	0	0	0	0	0	0	0	0	-	-	-	-	
2017-18	Hershey	AHL	69	17	9	26	79	-8	3	2	1	-	-	-	-	
	Washington	NHL	3	0	0	0	5	0	0	0	0	-	-	-	-	
2018-19	Hershey	AHL	74	15	13	28	118	-12	3	0	4	8	1	0	1	21
2019-20	Hershey	AHL	59	10	19	29	83	14	0	1	0	-	-	-	-	
2020-21	Colorado	AHL	12	4	4	8	15	-1	0	0	0	-	-	-	-	
	Colorado	NHL	12	0	3	3	40	+1	0	0	0	-	-	-	-	
NHL TOTALS			29	1	4	5	68	+5	0	0	0	-	-	-	-	

25

LOGAN O'CONNOR

RIGHT WING | HEIGHT: 6-0 | WEIGHT: 175 | SHOOTS: RIGHT**25****DOB:** AUGUST 14, 1996 **BIRTHPLACE:** MISSOURI CITY, TEXAS **ACQUIRED:** SIGNED BY COLORADO AS A FREE AGENT, JULY 23, 2018

THIS SEASON

Spent the entire season with the Avalanche, recording five points (3g/2a) with a +6 plus/minus rating in 22 games...Missed the final 21 contests of the season (lower body injury)...Placed on Injured Reserve, April 2 (retroactive to March 31)...Recorded his first NHL assist and was a career-high +3 on March 25 vs. Vegas...Appeared in 15 of Colorado's 17 games in March.

STANLEY CUP PLAYOFFS

2019-20

Made his Stanley Cup Playoff debut in Game 3 of Colorado's second-round series against the Dallas Stars on Aug. 26 and skated in five postseason contests...Recorded his first career playoff point with an assist in Game 5 vs. Dallas on Aug. 31.

STATISTICS

SEASON	TEAM	LEAGUE	REGULAR SEASON									PLAYOFFS				
			GP	G	A	PTS	PIM	+/-	PP	SH	GW	GP	G	A	PTS	PIM
2013-14	Sioux Falls	USHL	59	3	7	10	23	-9	0	0	1	3	0	0	0	12
2014-15	Sioux Falls	USHL	58	16	20	36	42	+6	1	5	2	12	6	4	10	2
2015-16	University of Denver	NCHC	23	2	2	4	9	-	-	-	-	-	-	-	-	
2016-17	University of Denver	NCHC	44	7	11	18	10	-	-	-	-	-	-	-	-	
2017-18	University of Denver	NCHC	41	7	14	21	6	-	-	-	-	-	-	-	-	
2018-19	Colorado	AHL	64	19	23	42	29	-1	3	5	4	4	0	0	0	0
	Colorado	NHL	5	0	0	0	0	-2	0	0	0	0	-	-	-	-
2019-20	Colorado	AHL	40	12	13	25	28	+8	1	2	2	-	-	-	-	-
	Colorado	NHL	16	2	0	2	2	0	0	0	1	5	0	1	1	0
2020-21	Colorado	NHL	22	3	2	5	6	+6	0	0	0	-	-	-	-	-
NHL TOTALS			43	5	2	7	8	+4	0	0	1	5	0	1	1	0

96**MIKKO RANTANEN****RIGHT WING | HEIGHT: 6-4 | WEIGHT: 215 | SHOOTS: LEFT****25****DOB: OCTOBER 29, 1996 | BIRTHPLACE: NOUSIAINEN, FINLAND | DRAFTED: BY COLORADO (1ST ROUND, 10TH OVERALL) IN 2015****THIS SEASON**

Led the Avalanche and ranked fifth in the NHL in goals (30) and points (66-tied) in 52 games...His goal and point totals both led the Honda West Division...Reached the career 30-goal mark for the second time in his career (31 in 2018-19) and joined Milan Hejduk (five times) as the only right wingers in Avalanche history to have multiple 30-goal seasons...Led the NHL with a +30 plus/minus rating...His 0.58 goals-per-game average ranked fourth in the league and was the highest by an Avalanche player since Hejduk (0.61) in 2002-03...Scored 21 of his 30 goals at even strength, tied for fourth in the NHL, and he also ranked fourth in power-play points (24-tied)...Tied for sixth in the circuit in points-per-game (1.27) and finished 10th in shots (177)... Had nine points against Anaheim (7g/2a), tied for the most points by a Colorado/Quebec player against the Ducks in a single season (Peter Forsberg, 1995-96), while his seven goals were the most...Added 13 points versus Arizona (6g/7a), the most ever by a Colorado/Quebec player against the Coyotes in a single season...Scored his 100th NHL goal on Jan. 15 vs. St. Louis, which started a career-long, six-game goal streak from Jan. 15-26...He became the fifth Colorado player since the franchise relocated to tally in six or more consecutive games, joining Nathan MacKinnon, Hejduk, Joe Sakic and Forsberg...Later had a five-game goal streak from March 16-23, making him the first Avs player with two goal streaks of five or more games in a season since Hejduk in 2002-03...Was the first player in franchise history to score in each of the team's first five ROAD games from Jan. 19-30...Had two assists in the NHL outdoor game on Feb. 20 vs. Vegas in Lake Tahoe...Led the NHL in both points (25) and goals (13) during the month of March...His four game-winning goals in March tied a franchise record for a single month...Dressed in his 300th NHL game on March 1 at San Jose...Tied his career high with four points on March 3 at San Jose and March 18 vs. Minnesota...Registered his 300th NHL point on April 12 vs. Arizona...Missed four games, April 22-28 (COVID protocol related absence)...Scored his 30th goal of the season in his 48th game on May 7 at Los Angeles, requiring the second-fewest contests to reach 30 in Avalanche history (Sakic hit the 30 mark in his 44th contest in 1995-96)...Took over the team scoring lead with a pair of assists in the final game of the regular season on May 13 vs. Los Angeles.

STANLEY CUP PLAYOFFS**2019-20**

Finished second on the team with a postseason career-high 21 points in 15 games...His 21 points tied for sixth in the NHL and he was fourth in points-per-game (1.40)...Also established new postseason career highs in goals (7) and assists (14)...Recorded a point in 10 straight games from Aug. 15-Sept. 4, tied for the second-longest postseason point streak in franchise history...Registered eight shots in Game 7 vs. Dallas on Sept. 4, a new playoff career best.

2018-19

Led Colorado in playoff scoring with 14 points (6g/8a) in 12 games...Rantanen's 14 points tied for the league lead through two rounds, and his 1.17 points-per-game average finished as the highest among all NHL players who appeared in at least eight postseason contests...Also led the club in assists and tied Nathan MacKinnon for the team lead in goals...Ranked first on the club with two game-winning tallies...Had four straight multi-point games, April 13-19, the first Avalanche player to do that in the postseason since Forsberg (five games) and Sakic (four) during the 2002 playoffs...Scored his first career playoff goal in Game 3 of the first-round series vs. Calgary on April 15...Notched the tying goal with 2:50 remaining in regulation and scored his first career overtime winner in Game 4 vs. Calgary on April 17...Became the second player in Avalanche history to score a tying goal in the final five minutes a playoff game and net the OT winner, joining Paul Stastny in Game 1 of the 2014 first round vs. Minnesota...Recorded his first career playoff three-point effort (1g/2a) in the series-clinching Game 5 victory at Calgary on April 19.

2017-18

Tied for the team lead with four assists (0g/4a) in six games during the postseason...Had an assist in his Stanley Cup Playoff debut in Game 1 of the first-round series at Nashville on April 12...Recorded his first playoff multi-point game with a pair of assists in Game 3 vs. Nashville (April 16).

STATISTICS

SEASON	TEAM	LEAGUE	REGULAR SEASON								PLAYOFFS						
			GP	G	A	PTS	PIM	+/-	PP	SH	GW	GP	G	A	PTS	PIM	
2011-12	TPS U18	Finland U18	22	5	8	13	6	-	-	-	-	-	-	-	-	-	-
2012-13	TPS U18	Finland U18	5	2	6	8	0	-	-	-	-	1	1	0	1	0	
	TPS Jr.	Finland Jr.	35	10	14	24	14	-	-	-	-	9	2	4	6	4	
	TPS	Finland	15	2	1	3	4	-	-	-	-	-	-	-	-	-	
2013-14	TPS U18	Finland U18	2	0	2	2	0	-	-	-	-	-	-	-	-	-	
	TPS Jr.	Finland Jr.	17	5	13	18	8	-	-	-	-	3	2	1	3	0	
	TPS	Finland	37	5	4	9	10	-	-	-	-	-	-	-	-	-	
2014-15	TPS	Finland	56	9	19	28	22	-	-	-	-	-	-	-	-	-	
	TPS Jr.	Finland Jr.	-	-	-	-	-	-	-	-	-	7	6	8	14	2	
	Finland	WJC	5	4	0	4	2	-	-	-	-	-	-	-	-	-	
2015-16	Colorado	NHL	9	0	0	0	2	-7	0	0	0	-	-	-	-	-	
	San Antonio	AHL	52	24	36	60	42	-	-	-	-	-	-	-	-	-	
	Finland	WJC	7	2	3	5	2	-	-	-	-	-	-	-	-	-	
	Finland	WC	5	0	1	1	2	-	-	-	-	-	-	-	-	-	
2016-17	San Antonio	AHL	4	0	2	2	4	-	-	-	-	-	-	-	-	-	
	Colorado	NHL	75	20	18	38	22	-25	4	0	2	-	-	-	-	-	
	Finland	WC	10	4	6	10	0	-	-	-	-	-	-	-	-	-	
2017-18	Colorado	NHL	81	29	55	84	34	0	12	0	3	6	0	4	4	0	
	Finland	WC	8	5	6	11	6	-	-	-	-	-	-	-	-	-	
2018-19	Colorado	NHL	74	31	56	87	54	+13	16	0	4	12	6	8	14	4	
2019-20	Colorado	NHL	42	19	22	41	14	-2	8	0	5	15	7	14	21	6	
2020-21	Colorado	NHL	52	30	36	66	34	+30	9	0	7	-	-	-	-	-	
NHL TOTALS			333	129	187	316	160	+9	49	0	21	33	13	26	39	10	

20**BRANDON SAAD****LEFT WING | HEIGHT: 6-1 | WEIGHT: 206 | SHOOTS: LEFT****25****DOB: OCTOBER 27, 1992 | BIRTHPLACE: PITTSBURGH, PENNSYLVANIA | ACQUIRED: TRADE WITH CHICAGO, OCT. 10, 2020****THIS SEASON**

Finished sixth on the Avalanche with 15 goals (15g/9a) despite missing the final 11 games of the season due to a lower-body injury...Led the NHL in shooting percentage (22.1%), the first Avalanche player to lead the league in that category since Alex Tanguay in 2014-15...13 of his 15 goals came at even strength, ranking third on the club...Appeared in his 600th NHL game on Feb. 14 at Vegas...Did not dress on Feb. 24 vs. Minnesota as his wife gave birth to their second child, a daughter...Tied his career high with three points (1g/2a) on March 5 vs. Anaheim...Had a three-game goal streak, April 12-22, tying his career high (seventh time).

STANLEY CUP PLAYOFFS**2019-20**

Tallied five points (2g/3a) in nine playoff games...Had a goal and one assist in Game 1 of the Stanley Cup Qualifier at Edmonton on Aug. 1.

2016-17

Recorded three points (1g/2a) in five postseason games.

2014-15

Helped the Blackhawks win the 2015 Stanley Cup championship after setting a postseason career high with eight goals (8g/3a) in 23 games...His eight goals finished third on the team...Logged a playoff career-most 33:01 of ice time on in Game 2 (May 19) of the Western Conference Final at Anaheim...Tied a postseason career high with three points (1g/2a) in Game 4 of the Western Conference Final vs. Anaheim.

2013-14

Set a career playoff high with 16 points (6g/10a) in 19 playoff contests...Finished third on the Hawks in points and led the team in plus/minus (+10)...Recorded a playoff career-best two goals in Game 2 of the Western Conference Second Round vs. Minnesota on May 4, including his first postseason game-winner...Had a playoff career-long four-game point streak from May 26-June 1...Collected a postseason career-high three points (1g/2a) in Game 5 of the Western Conference Final vs. Los Angeles on May 28.

2012-13

Captured his first Stanley Cup championship with Chicago...Shared the rookie scoring lead with six points (1g/5a) while appearing in all 23 postseason contests...Led all first-year players with 50 shots...Registered his first career playoff multi-point outing (2a) in Game 2 of the Western Conference Final vs. Los Angeles on June 2...Scored his first playoff goal, had a career-high nine shots and skated in a playoff-high 31:15 in Game 1 of the Stanley Cup Final vs. Boston on June 12.

2011-12

Recorded one assist in two postseason games in his Stanley Cup Playoff debut for the Blackhawks...Made his postseason debut in Game 4 of the Western Conference Quarterfinal vs. Arizona on April 19...Notched his first postseason point (assist) in Game 5 against the Coyotes on April 21.

STATISTICS

SEASON	TEAM	LEAGUE	REGULAR SEASON								PLAYOFFS					
			GP	G	A	PTS	PIM	+/-	PP	SH	GW	GP	G	A	PTS	PIM
2009-10	U.S. Nat'l Team Jr.	USHL	24	12	14	26	18	-	-	-	-	-	-	-	-	-
	U.S. Nat'l U-18	NTDP	39	17	15	32	34	-	-	-	-	-	-	-	-	
2010-11	Saginaw	OHL	59	27	28	55	47	-	-	-	-	12	3	9	12	10
2011-12	Chicago	NHL	2	0	0	0	0	0	0	0	0	2	0	1	1	0
	Saginaw	OHL	44	34	42	76	38	-	-	-	-	12	8	9	17	4
	United States	WJC	6	1	5	6	0	-	-	-	-	-	-	-	-	-
2012-13	Rockford	AHL	31	8	12	20	10	-	-	-	-	-	-	-	-	-
	Chicago	NHL	46	10	17	27	12	+17	0	1	2	23	1	5	6	4
2013-14	Chicago	NHL	78	19	28	47	20	+20	3	0	2	19	6	10	16	6
2014-15	Chicago	NHL	82	23	29	52	12	+7	2	0	6	23	8	3	11	6
2015-16	Columbus	NHL	78	31	22	53	14	+1	6	0	7	-	-	-	-	-
2016-17	Columbus	NHL	82	24	29	53	8	+23	1	0	4	5	1	2	3	0
	North America	W-Cup	3	0	0	0	2	-	-	-	-	-	-	-	-	-
2017-18	Chicago	NHL	82	18	17	35	14	-10	1	0	8	-	-	-	-	-
2018-19	Chicago	NHL	80	23	24	47	12	-9	5	3	3	-	-	-	-	-
2019-20	Chicago	NHL	58	21	12	33	16	+2	1	2	5	9	2	3	5	2
2020-21	Colorado	NHL	44	15	9	24	12	+1	2	0	1	-	-	-	-	-
NHL TOTALS			632	184	187	371	120	+52	21	6	38	81	18	24	42	18

44**KIEFER SHERWOOD****LEFT WING | HEIGHT: 6-0 | WEIGHT: 194 | SHOOTS: RIGHT****25****DOB: MARCH 31, 1995 | BIRTHPLACE: COLUMBUS, OHIO | SIGNED: BY COLORADO AS A FREE AGENT, OCTOBER 9, 2020****THIS SEASON**

Split the season between the Avalanche and Colorado Eagles (AHL)...Appeared in 16 games with the Avs, notching three points (0g/3a)...Finished second on the team in hits per 60 minutes (17:05)...Had a career-high eight hits on April 28 at Vegas, the most by an Avalanche player this season...Was leading the Colorado Eagles (AHL) with 10 goals and ranked second with 16 points in 10 games...His 1.60 points/game average was second among all AHL players who have appeared in at least 10 contests...Recorded an assist in his Avalanche debut on Jan. 26 vs. San Jose.

STANLEY CUP PLAYOFFS

Will be making his debut in the Stanley Cup Playoffs.

STATISTICS

SEASON	CLUB	LEAGUE	REGULAR SEASON									PLAYOFFS				
			GP	G	A	PTS	PIM	+/-	PP	SH	GW	GP	G	A	PTS	PIM
2012-13	Team USA	USHL	2	0	0	0	0	-	-	-	-	-	-	-	-	-
	U.S. Nat'l U-18	NTDP	4	0	0	0	0	-	-	-	-	-	-	-	-	
	Youngstown	USHL	9	0	2	2	4	-	0	0	0	-	-	-	-	
2013-14	Youngstown	USHL	55	13	19	32	31	-	9	0	0	-	-	-	-	
2014-15	Youngstown	USHL	60	29	27	56	26	-	12	0	4	4	1	1	2	14
2015-16	Miami (OH)	NCHC	34	11	7	18	8	-9	1	0	2	-	-	-	-	
2016-17	Miami (OH)	NCHC	36	14	24	38	20	-3	6	1	2	-	-	-	-	
2017-18	Miami (OH)	NCHC	36	9	21	30	24	-8	3	0	0	-	-	-	-	
	San Diego	AHL	11	2	0	2	0	-7	1	0	1	-	-	-	-	
2018-19	Anaheim	NHL	50	6	6	12	8	+1	0	0	1	-	-	-	-	
	San Diego	AHL	29	6	12	18	12	+15	0	1	0	16	4	4	8	20
2019-20	San Diego	AHL	37	16	7	23	8	+6	1	3	0	-	-	-	-	
	Anaheim	NHL	10	0	1	1	6	-1	0	0	0	-	-	-	-	
2020-21	Colorado	AHL	10	10	6	16	-8	-1	5	0	1	-	-	-	-	
	Colorado	NHL	16	0	3	3	0	+2	0	0	0	-	-	-	-	
NHL TOTALS			76	6	10	16	14	+2	0	0	0	-	-	-	-	

34**CARL SODERBERG****CENTER | HEIGHT: 6-3 | WEIGHT: 210 | SHOOTS: LEFT****25****DOB: OCTOBER 12, 1985 | BIRTHPLACE: MALMO, SWEDEN | ACQUIRED: TRADE WITH CHICAGO, APRIL 12, 2021****THIS SEASON**

Was acquired from the Blackhawks on April 12...Recorded 17 points (7g/10a) in 45 combined games between Colorado and Chicago...Had 15 points (7g/8a) in 34 contests with the Blackhawks and two points (0g/2a) in 11 games with the Avalanche...Was tied for sixth on the Hawks in points at the time of the trade and ranked third in faceoff win percentage (51.5%).

STANLEY CUP PLAYOFFS**2019-20**

Tallied two points (1g/1a) in nine postseason contests with Arizona...Ranked fourth on the team with 22 hits.

2018-19

Appeared in 12 postseason contests for Colorado, equaling his career high games played (2013-14)...Ranked third on the team in faceoff wins (61)...Finished fifth among Avalanche forwards in shorthanded time on ice (1:41).

2017-18

Skated in all six postseason games for the Avs, recording two assists (0g/2a).

2013-14

Skated in all 12 playoff games for the Bruins, tallying six points (1g/5a) with a +4 plus/minus rating...Registered his first career playoff point with an assist in Game 4 of the first-round series at Detroit on April 24...Scored his first NHL postseason goal and had a career playoff-high three points (1g/2a) in Game 5 of the second-round series versus Montreal on May 10.

2012-13

Made his playoff debut in Game 5 of the Stanley Cup Final at Chicago on June 22...Became just the second Bruin in team history to play his first career playoff game in a Stanley Cup Final (Richie Leduc, 1974 vs. Philadelphia)...Also played Game 6 of the Stanley Cup Final on June 24 in Boston.

STATISTICS

SEASON	TEAM	LEAGUE	REGULAR SEASON										PLAYOFFS				
			GP	G	A	PTS	PIM	+/-	PP	SH	GW	GP	G	A	PTS	PIM	
2003-04	Malmo	Swe. U18	27	23	25	48	30	-	-	-	-	-	-	-	-	-	-
	Malmo	Swe.	24	1	1	2	8	-	-	-	-	-	-	-	-	-	-
2004-05	Morrums	Swe.-2	14	5	6	11	8	-	-	-	-	-	-	-	-	-	
	Malmo	Sweden	38	0	5	5	8	-	-	-	-	-	-	-	-	-	
	Sweden	WJC	6	4	2	6	4	-	-	-	-	-	-	-	-	-	
2005-06	Malmo	Swe.-2	39	15	24	39	45	-	-	-	-	-	-	-	-	-	
2006-07	Malmo	Swe.	31	12	18	30	14	-	-	-	-	-	-	-	-	-	
2007-08	Malmo	Swe.-2	32	15	29	44	16	-	-	-	-	-	-	-	-	-	
2008-09	Malmo	Swe.-2	45	18	41	59	26	-	-	-	-	-	-	-	-	-	
2009-10	Malmo	Swe.-2	51	20	31	51	53	-	-	-	-	-	-	-	-	-	
2010-11	Malmo	Swe.-2	52	12	34	46	18	-	-	-	-	-	-	-	-	-	
2011-12	Linkoping	Swe.	42	14	21	35	20	-	-	-	-	-	-	-	-	-	
2012-13	Linkoping	Swe.	54	31	29	60	48	-	-	-	-	6	1	1	2	27	
	Boston	NHL	6	0	2	2	6	-2	0	0	0	2	0	0	0	0	
2013-14	Boston	NHL	73	16	32	48	36	+4	5	0	3	12	1	5	6	2	
2014-15	Boston	NHL	82	13	31	44	26	+10	5	0	3	-	-	-	-	-	
2015-16	Colorado	NHL	82	12	39	51	32	-7	3	1	0	-	-	-	-	-	
2016-17	Colorado	NHL	80	6	8	14	22	-26	1	0	0	-	-	-	-	-	
	Sweden	W-Cup	4	0	1	1	4	-	-	-	-	-	-	-	-	-	
2017-18	Colorado	NHL	77	16	21	37	26	0	3	0	3	6	0	2	2	2	
2018-19	Colorado	NHL	82	23	26	49	26	-5	2	3	2	12	0	2	2	8	
2019-20	Arizona	NHL	70	17	18	35	18	+6	6	0	1	9	1	1	2	2	
2020-21	Chicago	NHL	34	7	8	15	14	-5	4	0	1	-	-	-	-	-	
	Colorado	NHL	11	0	2	2	4	0	0	0	0	-	-	-	-	-	
NHL TOTALS			597	110	187	297	210	-25	29	4	13	41	2	10	12	14	

22**CONOR TIMMINS****DEFENSEMAN | HEIGHT: 6-2 | WEIGHT: 185 | SHOOTS: RIGHT****25****DOB: SEPTEMBER 18, 1998 | BIRTHPLACE: ST. CATHARINES, ONTARIO | DRAFTED: BY COLORADO (2ND ROUND, 32ND OVERALL) IN 2017****THIS SEASON**

Skated in 31 games for the Avalanche, totaling seven points (0g/7a) with a +6 plus/minus rating...Dressed in each of the final 14 contests to end the regular season, registering all seven of his points during that stretch to go alongside a team-best +11 plus/minus rating...Also appeared in six games with the American Hockey League's Colorado Eagles, tallying four points (1g/3a)...Tied his career high with two assists and was a career-best +3 in the season finale on May 13 vs. Los Angeles...Notched his first career multi-point game with a pair of assists on May 1 vs. San Jose...Recorded his first NHL point with an assist on April 14 at St. Louis...Logged a career-high 20:15 of ice time on Feb. 16 at Vegas...Missed eight games, March 8-22 (upper-body injury).

STANLEY CUP PLAYOFFS**2019-20**

Made his Stanley Cup Playoff debut in Game 5 of Colorado's second-round series versus Dallas on Aug. 31...Skated in two postseason contests (0g/0a).

STATISTICS

SEASON	TEAM	LEAGUE	REGULAR SEASON									PLAYOFFS				
			GP	G	A	PTS	PIM	+/-	PP	SH	GW	GP	G	A	PTS	PIM
2015-16	Sault Ste. Marie	OHL	60	4	9	13	20	+27	0	0	1	12	0	1	1	6
2016-17	Sault Ste. Marie	OHL	67	7	54	61	69	+53	4	0	0	11	1	7	8	10
2017-18	Sault Ste. Marie	OHL	36	8	33	41	43	+18	4	0	1	23	5	13	18	16
	Canada	WJC	7	1	4	5	4	-	-	-	-	-	-	-	-	-
2018-19			INJURED - DID NOT PLAY													
2019-20	Colorado	NHL	2	0	0	0	0	+2	0	0	0	2	0	0	0	4
	Colorado	AHL	40	3	24	27	38	-1	0	0	1	-	-	-	-	-
2020-21	Colorado	NHL	31	0	7	7	8	+6	0	0	0	-	-	-	-	-
	Colorado	AHL	6	1	3	4	4	-3	1	0	0	-	-	-	-	-
NHL TOTALS			33	0	7	7	8	+8	0	0	0	2	0	0	0	4

7

DEVON TOEWS

DEFENSEMAN | HEIGHT: 6-1 | WEIGHT: 191 | SHOOTS: LEFT

25

DOB: FEBRUARY 21, 1994 BIRTHPLACE: ABBOTSFORD, BRITISH COLUMBIA ACQUIRED: TRADE WITH NY ISLANDERS, OCT. 12, 2020

THIS SEASON

Led all Colorado defensemen with a career-high nine goals and finished third among team blueliners with a career-best 31 points (9g/22a) in 53 games...His nine goals tied him for seventh among NHL defensemen...Led the Avalanche and ranked 10th in the NHL in average ice time (24:46)...Finished second on the Avs with a +29 plus/minus rating, tied for second in the entire NHL...Also finished second on the club in blocked shots (87) and shared the team lead in takeaways (32)...Scored a power-play goal in two straight games, Jan. 15-19, the first time in his career that he had scored in back-to-back contests...Missed the first games of his NHL career, Jan. 30-Feb. 2 (lower body)...Prior to that, had appeared in every contest since making his NHL debut (124 consecutive games, 154 including playoffs)...Placed on Injured Reserve, Feb. 2 (retroactive to Jan. 28) and activated on Feb. 12...Scored the game-winning goal and had an assist in the NHL outdoor game in Lake Tahoe on Feb. 20...Was the first defenseman to score the winning goal in an NHL outdoor game since Ottawa's Cody Ceci in the 2014 Heritage Classic against Vancouver and just the third blueliner out of 32 total outdoor NHL contests to score the game winner, joining Ceci and Brian Rafalski (2009 Winter Classic with Detroit against Chicago)...Finished a league-best +20 in March, the highest monthly plus/minus by a defenseman in franchise history...It was the second highest at any position in franchise annals (Michel Goulet, +24, January 1984)...Toews became the first NHL player to finish a month +20 since Brent Sopel (+21) in January 2002 with Vancouver...Had a career-high three assists, which also tied his personal best in points, on March 16 vs. Anaheim...Logged a career-high 29:48 of ice time on April 5 at Minnesota, the most minutes by a Colorado skater in a non-overtime finish since Nov. 15, 2014 (Erik Johnson, 30:25, at New Jersey)...Recorded his first career multi-goal game on May 8 at Los Angeles.

STANLEY CUP PLAYOFFS

2019-20

Skated in all 22 playoff games for the Islanders, where he tied for first among team defensemen with 10 points (2g/8a)...Opened the postseason by picking up an assist in each of his first four games against Florida.

2018-19

Dressed in eight playoff contests with the Islanders during the 2019 postseason and led all team defensemen with five points (1g/4a)...Picked up an assist in his Stanley Cup Playoff debut in Game 1 of the First Round vs. Pittsburgh (April 10)...Scored his first career playoff goal in Game 3 of the Second Round series at Carolina on May 1...Recorded two assists for his first career postseason multi-point effort in Game 4 at Carolina.

STATISTICS

SEASON	TEAM	LEAGUE	REGULAR SEASON								PLAYOFFS					
			GP	G	A	PTS	PIM	+/-	PP	SH	GW	GP	G	A	PTS	PIM
2011-12	Surrey	BCHL	54	7	22	29	42	-	-	-	-	12	5	7	12	15
2012-13	Surrey	BCHL	48	10	37	47	55	-	-	-	-	17	0	9	9	10
2013-14	Quinnipiac	NCAA	37	1	16	17	10	-	-	-	-	-	-	-	-	-
2014-15	Quinnipiac	NCAA	31	4	16	20	16	-	-	-	-	-	-	-	-	-
2015-16	Quinnipiac	NCAA	40	7	23	30	26	-	-	-	-	-	-	-	-	-
2016-17	Bridgeport	AHL	76	5	40	45	18	-	-	-	-	-	-	-	-	-
2017-18	Bridgeport	AHL	30	8	14	22	8	-	-	-	-	-	-	-	-	-
2018-19	Bridgeport	AHL	24	5	14	19	16	-	-	-	-	-	-	-	-	-
	NY Islanders	NHL	48	5	13	18	4	+7	1	0	2	8	1	4	5	0
2019-20	NY Islanders	NHL	68	6	22	28	16	+1	1	0	1	22	2	8	10	6
2020-21	Colorado	NHL	53	9	22	31	16	+29	2	0	2	-	-	-	-	-
NHL TOTALS			169	20	57	77	36	+37	4	0	5	30	3	12	15	6

88**KYLE BURROUGHS****DEFENSEMAN | HEIGHT: 6-0 | WEIGHT: 193 | SHOOTS: RIGHT****25****DOB: JULY 12, 1995 BIRTHPLACE: VANCOUVER, BRITISH COLUMBIA ACQUIRED: TRADE WITH NY ISLANDERS, OCT. 11, 2020****STATISTICS**

SEASON	CLUB	LEAGUE	REGULAR SEASON									PLAYOFFS				
			GP	G	A	PTS	PIM	+/-	PP	SH	GW	GP	G	A	PTS	PIM
2010-11	Valley West	BCMML	36	11	25	36	58	-	-	-	-	-	-	-	-	-
	Aldergrove	PIJHL	36	11	25	36	58	-	-	-	-	-	-	-	-	
	Regina	WHL	1	0	0	0	0	0	0	0	0	-	-	-	-	
2011-12	Regina	WHL	55	2	6	8	54	+7	0	0	0	5	1	1	2	0
	Canada Pacific	WHL-17	5	1	2	3	14	-	-	-	-	-	-	-	-	
2012-13	Regina	WHL	70	5	28	33	91	-8	3	0	0	-	-	-	-	
2013-14	Regina	WHL	58	8	32	40	72	+14	0	0	0	4	0	1	1	8
	Bridgeport	AHL	9	0	0	0	2	-6	0	0	0	-	-	-	-	
2014-15	Regina	WHL	36	5	17	22	47	+31	1	0	2	-	-	-	-	
	Medicine Hat	WHL	30	2	15	17	38	+4	1	0	0	10	0	4	4	2
2015-16	Missouri	ECHL	18	1	6	7	17	+11	0	0	0	-	-	-	-	
	Bridgeport	AHL	31	2	8	10	30	-11	0	0	0	2	1	1	2	4
2016-17	Bridgeport	AHL	71	3	21	24	116	+10	0	0	0	-	-	-	-	
2017-18	Bridgeport	AHL	75	6	19	25	99	+16	1	0	0	-	-	-	-	
2018-19	Bridgeport	AHL	69	4	11	15	103	+13	0	0	0	5	0	3	3	0
2019-20	Bridgeport	AHL	58	2	6	8	69	-7	0	0	0	-	-	-	-	
2020-21	Colorado	AHL	11	1	3	4	12	+6	0	0	0	-	-	-	-	
	Colorado	NHL	5	0	1	1	5	+1	0	0	0	-	-	-	-	
NHL TOTALS			5	0	1	1	5	+1	0	0	0	-	-	-	-	

15**SHELDON DRIES****CENTER | HEIGHT: 5-9 | WEIGHT: 180 | SHOOTS: LEFT****25****DOB: APRIL 23, 1994 BIRTHPLACE: MACOMB TOWNSHIP, MICHIGAN SIGNED: BY COLORADO AS A FREE AGENT, JULY 2, 2018****STATISTICS**

SEASON	CLUB	LEAGUE	REGULAR SEASON									PLAYOFFS				
			GP	G	A	PTS	PIM	+/-	PP	SH	GW	GP	G	A	PTS	PIM
2010-11	Green Bay	USHL	3	0	0	0	4	0	0	0	0	-	-	-	-	-
2011-12	Green Bay	USHL	59	19	19	38	126	0	1	0	3	12	1	6	7	8
2012-13	Green Bay	USHL	54	22	27	49	105	0	8	3	3	4	1	1	2	6
2013-14	Western Mich. Univ.	NCHC	39	3	4	7	43	-6	0	1	0	-	-	-	-	
2014-15	Western Mich. Univ.	NCHC	37	14	15	29	37	+1	4	1	1	-	-	-	-	
2015-16	Western Mich. Univ.	NCHC	36	11	7	18	22	-22	4	0	1	-	-	-	-	
2016-17	Western Mich. Univ.	NCHC	36	16	14	30	34	+14	5	1	3	-	-	-	-	
2017-18	Texas	AHL	70	19	11	30	53	+13	1	4	5	22	10	0	10	30
2018-19	Colorado	NHL	40	3	3	6	26	-7	0	1	0	-	-	-	-	
	Colorado	AHL	25	3	8	11	19	+1	1	0	1	4	1	0	1	0
2019-20	Colorado	NHL	5	0	0	0	0	-2	0	0	0	1	0	0	0	0
	Colorado	AHL	50	21	14	35	69	-5	12	0	5	-	-	-	-	
2020-21	Colorado	AHL	18	5	5	10	14	-2	3	0	0	-	-	-	-	
	Colorado	NHL	3	0	0	0	4	+1	0	0	0	-	-	-	-	
NHL TOTALS			48	3	3	6	30	-8	0	1	0	1	0	0	0	0

9

DENNIS GILBERT

DEFENSEMAN | HEIGHT: 6-2 | WEIGHT: 216 | SHOOTS: LEFT

25

DOB: OCTOBER 30, 1996 BIRTHPLACE: BUFFALO, NEW YORK ACQUIRED: TRADE WITH CHICAGO, OCT. 10, 2020

STATISTICS

SEASON	TEAM	LEAGUE	GP	REGULAR SEASON								PLAYOFFS				
				G	A	PTS	PIM	+/-	PP	SH	GW	GP	G	A	PTS	PIM
2013-14	Buffalo	OJHL	35	4	13	17	36	-	-	-	-	10	0	3	3	8
2014-15	Chicago	USHL	59	4	23	27	89	+2	4	0	0	-	-	-	-	-
2015-16	Notre Dame	NCAA	37	2	8	10	34	+5	-	-	-	-	-	-	-	-
2016-17	Notre Dame	NCAA	40	0	22	22	22	+27	-	-	-	-	-	-	-	-
2017-18	Notre Dame	NCAA	39	4	6	10	16	+3	-	-	-	-	-	-	-	-
2018-19	Rockford	AHL	63	5	9	14	67	-8	0	0	1	-	-	-	-	-
	Chicago	NHL	1	0	0	0	2	0	0	0	0	-	-	-	-	-
2019-20	Chicago	NHL	21	1	2	3	38	-8	0	0	0	-	-	-	-	-
	Rockford	AHL	30	1	6	7	46	-1	0	0	0	-	-	-	-	-
2020-21	Colorado	AHL	17	1	7	8	4	-1	0	0	0	-	-	-	-	-
	Colorado	NHL	3	0	0	0	5	0	0	0	0	-	-	-	-	-
NHL TOTALS			25	1	2	3	45	-8	0	0	0	-	-	-	-	-

61

MARTIN KAUT

RIGHT WING | HEIGHT: 6-2 | WEIGHT: 190 | SHOOTS: RIGHT

25

DOB: OCTOBER 2, 1999 BIRTHPLACE: BRNO, CZECH REPUBLIC DRAFTED: BY COLORADO (1ST ROUND, 16TH OVERALL) IN 2018

STATISTICS

SEASON	TEAM	LEAGUE	GP	REGULAR SEASON								PLAYOFFS				
				G	A	PTS	PIM	+/-	PP	SH	GW	GP	G	A	PTS	PIM
2015-16	Pardubice U-18	Czech U-18	13	6	13	19	12	-	-	-	-	6	6	7	13	10
2016-17	Pardubice Jr.	Czech Jr.	22	4	12	16	24	-	-	-	-	-	-	-	-	-
	Pardubice	Czech	26	0	1	1	6	-	-	-	-	-	-	-	-	-
2017-18	Pardubice	Czech	38	9	7	16	14	-	-	-	-	7	3	2	5	4
	Czech Republic	WJC	7	2	5	7	6	-	-	-	-	-	-	-	-	-
2018-19	Colorado	AHL	63	12	14	26	34	-5	2	0	3	4	2	0	2	4
	Czech Republic	WJC	5	3	1	4	14	-	-	-	-	-	-	-	-	-
2019-20	Colorado	AHL	34	5	13	18	33	+10	1	0	1	-	-	-	-	-
	Colorado	NHL	9	2	1	3	2	-1	1	0	0	-	-	-	-	-
2020-21	Colorado	AHL	20	6	10	16	10	-1	3	0	3	-	-	-	-	-
	Colorado	NHL	5	0	0	0	4	-1	0	0	0	-	-	-	-	-
NHL TOTALS			14	2	1	3	6	-2	1	0	0	-	-	-	-	-

12**JAYSON MEGNA****CENTER | HEIGHT: 6-1 | WEIGHT: 195 | SHOOTS: RIGHT****25****DOB: FEBRUARY 1, 1990 BIRTHPLACE: FORT LAUDERDALE, FLORIDA SIGNED: BY COLORADO AS A FREE AGENT, JULY 1, 2019****STATISTICS**

SEASON	CLUB	LEAGUE	REGULAR SEASON									PLAYOFFS				
			GP	G	A	PTS	PIM	+/-	PP	SH	GW	GP	G	A	PTS	PIM
2009-10	Cedar Rapids	USHL	56	11	15	26	62	-	5	1	0	5	0	0	0	6
2010-11	Cedar Rapids	USHL	60	30	28	58	45	-	8	0	8	8	4	3	7	4
2011-12	U. of Neb-Omaha	WCHA	38	13	18	31	27	+13	3	2	0	-	-	-	-	-
2012-13	Wilkes-Barre/Scranton	AHL	56	5	7	12	28	-12	1	0	0	12	2	3	5	0
2013-14	Wilkes-Barre/Scranton	AHL	25	9	6	15	4	+13	0	2	2	13	1	2	3	4
	Pittsburgh	NHL	36	5	4	9	6	+1	0	0	2	2	0	0	0	0
2014-15	Wilkes-Barre/Scranton	AHL	63	26	13	39	40	+18	5	1	4	8	1	4	5	2
	Pittsburgh	NHL	12	0	1	1	14	-2	0	0	0	-	-	-	-	-
2015-16	Hartford	AHL	68	15	29	44	22	+7	5	1	2	-	-	-	-	-
	NY Rangers	NHL	6	1	1	2	2	-1	0	0	0	-	-	-	-	-
2016-17	Utica	AHL	4	1	2	3	0	-1	0	0	1	-	-	-	-	-
	Vancouver	NHL	58	4	4	8	6	-4	0	0	0	-	-	-	-	-
2017-18	Utica	AHL	25	4	9	13	6	-8	0	2	0	-	-	-	-	-
	Vancouver	NHL	1	0	0	0	0	0	0	0	0	-	-	-	-	-
2018-19	Hershey	AHL	71	20	23	43	34	-1	8	1	5	9	4	4	8	6
2019-20	Colorado	AHL	43	18	16	34	22	+4	2	3	3	-	-	-	-	-
	Colorado	NHL	8	0	0	0	2	-1	0	0	0	-	-	-	-	-
2020-21	Colorado	AHL	13	7	2	9	2	-5	2	1	1	-	-	-	-	-
	Colorado	NHL	7	0	2	2	0	+2	0	0	0	-	-	-	-	-
NHL TOTALS			128	10	12	22	30	-5	0	0	2	2	0	0	0	0

67**KEATON MIDDLETON****DEFENSEMAN | HEIGHT: 6-6 | WEIGHT: 240 | SHOOTS: LEFT****25****DOB: FEBRUARY 10, 1998 BIRTHPLACE: EDMONTON, ALBERTA SIGNED: BY COLORADO AS A FREE AGENT, MARCH 31, 2021****STATISTICS**

SEASON	TEAM	LEAGUE	REGULAR SEASON									PLAYOFFS				
			GP	G	A	PTS	PIM	+/-	PP	SH	GW	GP	G	A	PTS	PIM
2012-13	Huron Perth AAA	Alliance U16	2	0	0	0	0	-	-	-	-	-	-	-	-	-
2013-14	Huron Perth AAA	Alliance U16	31	3	20	23	24	-	-	-	-	15	1	7	8	8
	Stratford	GOJHL	3	0	0	0	0	-	-	-	-	-	-	-	-	-
2014-15	Saginaw	OHL	61	2	7	9	58	-12	0	0	0	4	0	1	1	0
	Canada White	WHC-17	5	0	1	1	2	-	-	-	-	-	-	-	-	-
2015-16	Saginaw	OHL	66	1	6	7	66	-24	1	0	0	4	0	1	1	0
2016-17	Saginaw	OHL	64	4	14	18	48	8	0	0	1	-	-	-	-	-
2017-18	Saginaw	OHL	64	4	20	24	45	-2	2	0	2	4	0	0	0	2
2018-19	San Jose	AHL	61	6	7	13	64	+12	0	0	1	4	0	0	0	0
2019-20	San Jose	AHL	41	4	9	13	49	+6	0	0	0	-	-	-	-	-
2020-21	Colorado	AHL	22	0	6	6	42	-11	0	0	0	-	-	-	-	-
	Colorado	NHL	3	0	0	0	4	-1	0	0	0	-	-	-	-	-
NHL TOTALS			3	0	0	0	4	-1	0	0	0	-	-	-	-	-

32**HUNTER MISKA****GOALTENDER | HEIGHT: 6-1 | WEIGHT: 175 | CATCHES: LEFT****25****DOB: JULY 7, 1995 | BIRTHPLACE: NORTH BRANCH, MINNESOTA | SIGNED: BY COLORADO AS A FREE AGENT, FEBRUARY 10, 2020****STATISTICS**

SEASON	CLUB	LGE	REGULAR SEASON							PLAYOFFS							
			GP	W	L	OTL	MNS	SO	GAA	SV%	GP	W	L	MNS	SO	GAA	SV%
2011-12	Team USA	USHL	25	9	13	0	-	-	3.59	.854	2	0	2	-	-	6.06	.824
	U.S. Nat'l U-17	NTDP	41	-	-	-	-	-	3.22	.869	-	-	-	-	-	-	-
	USA	WHC-17	4	-	-	-	-	-	2.41	.879	-	-	-	-	-	-	-
2012-13	Team USA	USHL	13	3	7	1	-	-	3.06	.881	-	-	-	-	-	-	-
	U.S. Nat'l U-17	NTDP	8	-	-	-	-	-	3.55	.881	-	-	-	-	-	-	-
	U.S. Nat'l U-18	NTDP	18	-	-	-	-	-	2.86	.857	-	-	-	-	-	-	-
2013-14	Penticton	BCHL	34	19	12	2	1988	2	2.23	.916	6	3	2	284	0	3.38	.866
2014-15	Penticton	BCHL	46	34	9	3	2775	5	1.88	.931	21	15	6	1365	2	2.29	.923
2015-16	Dubuque	USHL	46	32	13	1	2761	1	2.46	.913	12	6	5	750	1	2.24	.921
2016-17	Minn-Duluth	NCHC	39	27	5	5	2320	5	2.20	.920	-	-	-	-	-	-	-
2017-18	Tucson	AHL	36	22	9	0	1941	1	2.63	.901	-	-	-	-	-	-	-
2018-19	Tucson	AHL	25	10	9	4	1307	0	3.08	.895	-	-	-	-	-	-	-
	Arizona	NHL	1	0	0	0	19	0	3.28	.889	-	-	-	-	-	-	-
2019-20	Utah	ECHL	3	2	1	0	186	0	1.62	.947	-	-	-	-	-	-	-
	Colorado	AHL	26	16	6	3	1522	2	2.48	.924	-	-	-	-	-	-	-
2020-21	Colorado	AHL	9	5	4	0	537	0	2.91	.909	-	-	-	-	-	-	-
	Colorado	NHL	5	1	1	2	260	0	4.16	.838	-	-	-	-	-	-	-
NHL TOTALS			6	1	1	2	279	0	4.10	.842	-	-	-	-	-	-	-

2**DAN RENOUF****DEFENSESMAN | HEIGHT: 6-3 | WEIGHT: 198 | SHOOTS: LEFT****25****DOB: JUNE 1, 1994 | BIRTHPLACE: PICKERING, ONTARIO | SIGNED: BY COLORADO AS A FREE AGENT, JULY 1, 2019****STATISTICS**

SEASON	CLUB	LEAGUE	REGULAR SEASON								PLAYOFFS					
			GP	G	A	PTS	PIM	+/-	PP	SH	GW	GP	G	A	PTS	PIM
2011-12	Youngstown	USHL	58	1	14	15	53	-	0	1	0	6	0	2	2	4
2012-13	Youngstown	USHL	57	10	18	28	83	-	1	3	4	9	0	1	1	7
2013-14	University of Maine	Hockey East	34	1	10	11	12	-	-	-	-	-	-	-	-	
2014-15	University of Maine	Hockey East	39	3	9	12	24	+8	1	0	0	-	-	-	-	
2015-16	University of Maine	Hockey East	38	6	9	15	36	-5	2	0	1	-	-	-	-	
	Grand Rapids	AHL	6	0	1	1	5	0	0	0	0	-	-	-	-	
2016-17	Grand Rapids	AHL	67	3	13	16	95	+12	0	0	1	19	2	2	4	6
	Detroit	NHL	1	0	0	0	0	-	-	-	-	-	-	-	-	
2017-18	Grand Rapids	AHL	73	2	10	12	83	+4	0	0	0	5	0	1	1	19
2018-19	Charlotte	AHL	74	2	22	24	121	+13	0	0	0	12	1	2	3	23
2019-20	Colorado	AHL	54	2	14	16	82	+13	0	0	1	-	-	-	-	
2020-21	Colorado	AHL	5	1	2	3	4	+2	0	0	0	-	-	-	-	
	Colorado	NHL	18	0	3	3	16	-1	0	0	0	-	-	-	-	
NHL TOTALS			19	0	3	3	16	-1	0	0	0	-	-	-	-	

36**T.J. TYNAN****CENTER | HEIGHT: 5-8 | WEIGHT: 165 | SHOOTS: RIGHT****25****DOB: FEBRUARY 25, 1992 | BIRTHPLACE: ORLAND PARK, ILLINOIS | SIGNED: BY COLORADO AS A FREE AGENT, JULY 1, 2019****STATISTICS**

SEASON	CLUB	LEAGUE	REGULAR SEASON									PLAYOFFS				
			GP	G	A	PTS	PIM	+/-	PP	SH	GW	GP	G	A	PTS	PIM
2009-10	Des Moines	USHL	60	17	55	72	55	-	7	1	1	-	-	-	-	-
2010-11	Notre Dame	CCHA	44	23	31	54	36	+20	5	2	2	-	-	-	-	-
2011-12	Notre Dame	CCHA	39	13	28	41	38	-6	5	2	1	-	-	-	-	-
	USA	WJC	6	1	3	4	2	-	-	-	-	-	-	-	-	-
2012-13	Notre Dame	CCHA	41	10	18	28	28	-1	5	1	4	-	-	-	-	-
2013-14	Notre Dame	H-East	40	8	30	38	30	+15	3	1	1	-	-	-	-	-
	Springfield	AHL	3	0	0	0	2	+1	0	0	0	-	-	-	-	-
2014-15	Springfield	AHL	75	13	35	48	48	-7	5	0	1	-	-	-	-	-
2015-16	Lake Erie	AHL	76	6	40	46	38	+7	2	0	0	17	1	5	6	8
2016-17	Cleveland	AHL	72	12	29	41	34	+14	5	2	2	-	-	-	-	-
	Columbus	NHL	3	0	0	0	0	-1	0	0	0	-	-	-	-	-
2017-18	Chicago	AHL	70	15	45	60	30	+19	4	5	4	3	0	2	2	2
2018-19	Chicago	AHL	71	12	59	71	28	+17	1	0	0	22	2	11	13	10
2019-20	Colorado	AHL	42	5	42	47	20	+18	0	1	2	-	-	-	-	-
	Colorado	NHL	16	0	1	1	2	-2	0	0	0	-	-	-	-	-
2020-21	Colorado	AHL	27	8	27	35	12	-4	2	1	1	-	-	-	-	-
NHL TOTALS			19	0	1	1	2	-2	0	0	0	-	-	-	-	-

ALL-TIME PLAYOFF RECORDS & SERIES RESULTS

STANLEY CUP PLAYOFF RECORDS VS. NHL TEAMS (1982-2020)

TEAM	SERIES	W	L	GP	W	L	OTL	GF	GA	LAST MTG.	ROUND	RESULT
ANAHEIM	1	0	1	4	0	4	-	4	16	2006	CSF	L, 0-4
ARIZONA	1	1	0	5	4	1	-	22	8	2020	R1	W, 4-1
BOSTON	2	1	1	11	5	6	-	36	37	1983	DSF	L, 1-3
BUFFALO	2	2	0	8	6	2	-	35	27	1985	DSF	W, 3-2
CALGARY	1	1	0	5	4	1	-	17	11	2019	FR	W, 4-1
CHICAGO	2	2	0	12	8	4	-	49	28	1997	CQF	W, 4-2
DALLAS*	5	2	3	32	18	14	-	99	90	2020	R2	L, 3-4
DETROIT	6	3	3	34	17	17	-	88	97	2008	CSF	L, 0-4
EDMONTON	2	1	1	12	7	5	-	35	30	1998	CQF	L, 3-4
FLORIDA	1	1	0	4	4	0	-	15	4	1996	F	W, 4-0
HARTFORD	2	1	1	9	4	5	-	34	35	1987	DSF	W, 4-2
LOS ANGELES	2	2	0	14	8	6	-	33	23	2002	CQF	W, 4-3
MINNESOTA	3	1	2	20	10	10	-	54	50	2014	FR	L, 3-4
MONTREAL	5	2	3	31	14	17	-	85	105	1993	DSF	L, 2-4
NASHVILLE	1	0	1	6	2	4	-	15	22	2018	FR	L, 2-4
NEW JERSEY	1	1	0	7	4	3	-	19	11	2001	F	W, 4-3
NY ISLANDERS	1	0	1	4	0	4	-	9	18	1982	ECF	L, 0-4
NY RANGERS	1	0	1	6	2	4	-	19	25	1995	CQF	L, 2-4
PHILADELPHIA	2	0	2	11	4	7	-	29	39	1985	ECF	L, 2-4
PHOENIX	1	1	0	5	4	1	-	17	10	2000	CQF	W, 4-1
ST. LOUIS*	1	1	0	6	5	1	-	19	12	2020	QR	N/A
SAN JOSE	5	2	3	32	15	17	-	80	91	2019	R2	L, 3-4
VANCOUVER	2	2	0	10	8	2	-	40	26	2001	CQF	W, 4-0
VEGAS	0	0	0	1	0	0	1	3	4	2020	QF	N/A
TOTALS	48	26	22	274	144	130	1	796	778			

*Stats include one game from the Stanley Cup Playoffs Qualifying Round in 2020

PLAYOFF SERIES RESULTS VS. OPPONENTS

ANAHEIM

2006 - CSF - Anaheim won series 4-0, outscoring Colorado 16-4

ARIZONA

2020 - R1 - Colorado won series 4-1, outscoring Arizona 22-8

BOSTON

1982 - DF - Quebec won series 4-3, outscoring Boston 28-26

1983 - DSF - Boston won series 3-1, outscoring Quebec 11-8

BUFFALO

1984 - DSF - Quebec won series 3-0, outscoring Buffalo 13-5

1985 - DSF - Quebec won series 3-2, each team scoring 22 goals

CALGARY

2019 - R1 - Colorado won series 4-1, outscoring Calgary 17-11

CHICAGO

1996 - CSF - Colorado won series 4-2, outscoring Chicago 21-14

1997 - CQF - Colorado won series 4-2, outscoring Chicago 28-14

DALLAS

1999 - WCF - Dallas won series 4-3, outscoring Colorado 23-16

2000 - WCF - Dallas won series 4-3, outscoring Colorado 14-13

2004 - CQF - Colorado won series 4-1, outscoring Dallas 19-10

2006 - CQF - Colorado won series 4-1, outscoring Dallas 18-15

2020 - QF - Colorado won round-robin game 4-0

2020 - R2 - Dallas won series 4-3, Colorado outscoring Dallas 29-28

DETROIT

1996 - WCF - Colorado won series 4-2, outscoring Detroit 20-16

1997 - WCF - Detroit won series 4-2, outscoring Colorado 16-12

1999 - CSF - Colorado won series 4-2, outscoring Detroit 21-14

2000 - CSF - Colorado won series 4-1, outscoring Detroit 13-8

2002 - WCF - Detroit won series 4-3, outscoring Colorado 22-13

2008 - CSF - Detroit won series 4-0, outscoring Colorado 21-9

EDMONTON

1997 - CSF - Colorado won series 4-1, outscoring Edmonton 19-11

1998 - CQF - Edmonton won series 4-3, outscoring Colorado 16-19

FLORIDA

1996 - F - Colorado won series 4-0, outscoring Florida 15-4

HARTFORD

1986 - DSF - Hartford won series 3-0, outscoring Quebec 16-7

1987 - DSF - Quebec won series 4-2, outscoring Hartford 27-19

LOS ANGELES

2001 - CSF - Colorado won series 4-3, outscoring Los Angeles 17-10

2002 - CQF - Colorado won series 4-3, outscoring Los Angeles 16-13

MINNESOTA WILD

2003 - CQF - Minnesota won series 4-3, outscored by Colorado 17-16

2008 - CQF - Colorado won series 4-2, outscoring Minnesota 17-12

2014 - R1 - Minnesota won series 4-3, outscoring Colorado 22-20

MONTREAL

1982 - DSF - Quebec won series 3-2, Montreal outscoring Quebec 16-11

1984 - DF - Montreal won series 4-2, outscoring Quebec 20-13

1985 - DF - Quebec won series 4-3, each team scoring 24 goals

1987 - DF - Montreal won series 4-3, outscoring Quebec 26-21

1993 - DSF - Montreal won series 4-2, outscoring Quebec 19-16

NASHVILLE

2018 - R1 - Nashville won series 4-2, outscoring Colorado 22-15

NEW JERSEY

2001 - F - Colorado won series 4-3, outscoring New Jersey 19-11

NEW YORK ISLANDERS

1982 - ECF - NY Islanders won series 4-0, outscoring Quebec 18-9

NEW YORK RANGERS

1995 - CQF - NY Rangers won series 4-2, outscoring Quebec 25-19

PHILADELPHIA

1981 - PR - Philadelphia won series 2-3, outscoring Quebec 22-17

1985 - ECF - Philadelphia won series 4-2, outscoring Quebec 17-12

PHOENIX

2000 - CQF - Colorado won series 4-1, outscoring Phoenix 17-10

ST. LOUIS

2001 - CF - Colorado won series 4-1, outscoring St. Louis 17-11

2020 - QR - Colorado won round-robin game 2-1

SAN JOSE

1999 - CQF - Colorado won series 4-2, outscoring San Jose 19-17

2002 - CSF - Colorado won series 4-3, outscoring San Jose 25-21

2004 - CSF - San Jose won series 4-2, outscoring Colorado 14-7

2010 - CQF - San Jose won series 4-2, outscoring Colorado 19-11

2019 - R2 - San Jose won series 4-3, outscoring Colorado 20-18

VANCOUVER

1996 - CQF - Colorado won series 4-2, outscoring Vancouver 24-17

2001 - CQF - Colorado won series 4-0, outscoring Vancouver 16-9

VEGAS

2020 - QR - Vegas won round-robin game 4-3 in overtime

QR - Qualifying Round

R1 - First Round

R2 - Second Round

PR - Preliminary Round

DSF - Division Semifinals

DF - Division Finals

CQF - Conference Quarterfinal

CSF - Conference Semifinal

ECF - Eastern Conference Final

WCF - Western Conference Final

F - Stanley Cup Final

FRANCHISE PLAYOFF RECORDS

TEAM RECORDS

TEAM RECORDS

STANLEY CUP CHAMPIONSHIPS

2 1996, 2001

APPEARED IN FINALS

2 1996, 2001

CONFERENCE FINALS

8 '82, '85, '96, '97, '99, '00, '01, '02

APPEARED IN PLAYOFFS

25 (last: 2020)

TOTAL GAMES PLAYED

289

TOTAL GAMES WON

153

TOTAL GAMES LOST

135

MOST WINS, PLAYOFF YEAR

16 2001
1996

FEWEST WINS, PLAYOFF YEAR

0 1986 (0-3)

FEWEST WINS, SERIES

0 2008 vs. Detroit
2006 vs. Anaheim
1986 vs. Hartford
1982 vs. NY Islanders

LARGEST MARGIN OF VICTORY, GAME

7 April 24, 1997 vs. Chicago (7-0)
June 6, 1996 vs. Florida (8-1)

LARGEST MARGIN OF DEFEAT GAME

7 May 31, 2002 at Detroit (0-7)

MOST LOSSES, PLAYOFF YEAR

10 2002 (11-10)

FEWEST LOSSES, PLAYOFF YEAR

3 1981 (2-3), 1983 (1-3)

FEWEST LOSSES, SERIES

0 2001 vs. Vancouver
1996 vs. Florida
1984 vs. Buffalo

MOST GAMES PLAYED

23 2001

MOST GAMES PLAYED, SERIES

7 2020 vs. Dallas
2019 vs. San Jose
2014 vs. Minnesota
2003 vs. Minnesota
2002 vs. Detroit
2002 vs. San Jose
2002 vs. Los Angeles
2001 vs. New Jersey
2001 vs. Los Angeles
2000 vs. Dallas
1999 vs. Dallas

1998 vs. Edmonton

1987 vs. Montreal

1985 vs. Montreal

1982 vs. Boston

FEWEST GAMES PLAYED

3 1986

FEWEST GAMES PLAYED, SERIES

3 1986 vs. Hartford
1984 vs. Buffalo

MOST OVERTIME GAMES

7 1996

MOST OVERTIME GAMES, SERIES

4 2014 vs. Minnesota
1996 vs. Chicago

MOST OVERTIME WINS - SERIES

3 2006 vs. Dallas
1985 vs. Montreal

SHORTEST PLAYOFF OVERTIME GAME

0:22 April 13, 1982 vs. Montreal

LONGEST PLAYOFF OVERTIME GAME

44:33 May 8, 1996 vs. Chicago

SCORING

MOST GOALS, PLAYOFF YEAR

80 1996

MOST GOALS, SERIES

29 2020 vs. Dallas (7 games)

MOST GOALS, GAME

8 May 4, 2002 vs. San Jose (8-2)
June 6, 1996 vs. Florida (8-1)

MOST GOALS, PERIOD

5 Aug. 31, 2020 vs. Dallas (1st)

MOST GOALS AGAINST, YEAR

63 1985

MOST GOALS AGAINST, SERIES

28 2020 vs. Dallas (7 games)

MOST GOALS AGAINST, GAME

9 April 12, 1986 at Hartford (4-9)

MOST GOALS AGAINST, PERIOD

5 2x (last: April 20, 1984 at Mtl)

MOST GOALS BOTH TEAMS, SERIES

57 2020 vs. Dallas (29-28)

MOST GOALS BOTH TEAMS, GAME

13 3x (last: April 12, 1986
at Hartford, 4-9)

MOST GOALS BOTH TEAMS, PERIOD

7 2x (last: April 20, 1985 - 3rd)

FEWEST GOALS, PLAYOFF YEAR

7 1983 (4 games)

FEWEST GOALS, SERIES

4 2006 vs. Anaheim

FEWEST GOALS, GAME

0 19x (last: April 11, 2019 vs. Calgary)

FEWEST GOALS AGAINST

11 1983 (4 games)

FEWEST GOALS AGAINST, SERIES

4 1996 vs. Florida (4 games)

FEWEST GOALS AGAINST, GAME

0 24x (last: Aug. 12, 2020 vs. Arizona)

MOST POWER PLAY GOALS

24 1996

MOST POWER-PLAY GOALS, SERIES

12 1987 vs. Hartford (6 games)
1997 vs. Chicago (6 games)

MOST POWER-PLAY GOALS, GAME

5 April 24, 1997 vs. Chicago
April 14, 1987 vs. Hartford

MOST POWER-PLAY GOALS AGAINST

19 1999

MOST PPG AGAINST, SERIES

9 2020 vs. Dallas (7 games)

MOST PPG AGAINST, GAME

4 April 12, 1986 at Hartford

MOST SHORT-HANDED GOALS

2 9x (last: 2019 - 12 games)

MOST SHORT-HANDED GOALS, SERIES

2 7x (last: 2019 vs. Calgary)

MOST SHORT-HANDED GOALS, GAME

2 April 28, 1993 at Montreal

MOST SHG AGAINST

4 2008, 1997

MOST SHG AGAINST, SERIES

3 1982 vs. Montreal (5 games)

MOST SHG AGAINST, GAME

2 2x (last: 1999 vs. San Jose)

SHOTS

MOST SHOTS

665 1996

MOST SHOTS, SERIES

249 2020 R2 vs. Dallas

MOST SHOTS, GAME

57 May 8, 1996 vs. Chicago

MOST SHOTS, PERIOD

23 Aug. 31, 2020 vs. Dallas (1st)

MOST SHOTS, AGAINST

657 1999

MOST SHOTS AGAINST, SERIES

245 2010 CQF vs. San Jose (6 games)

MOST SHOTS AGAINST, GAME

63 June 10, 1996 at Florida

FRANCHISE PLAYOFF RECORDS

TEAM RECORDS

MOST SHOTS AGAINST, PERIOD

22 April 21, 2014 at Minnesota (1st)
April 26, 2008 at Detroit (2nd)

MOST SHOTS, BOTH TEAMS, GAME

119 June 10, 1996 at Florida (56-63)

FEWEST SHOTS

106 1983 (4 games)

FEWEST SHOTS, SERIES

73 1984 DSF vs Buffalo (3 games)

FEWEST SHOTS, GAME

12 April 24, 2014 at Minnesota
June 2, 2001 at New Jersey

FEWEST SHOTS, PERIOD

1 2x (last: May 24, 1999 at Dallas - 3rd)

FEWEST SHOTS AGAINST, SERIES

83 1984 DSF vs Buffalo (3 games)

FEWEST SHOTS AGAINST, GAME

14 Aug. 12, 2020 vs. Arizona

FEWEST SHOTS AGAINST, PERIOD

1 April 22, 2002 at Los Angeles (3rd)

MOST SHOTS, REGULATION GAME (60 MIN)

56 April 15, 2019 vs. Calgary

PENALTY MINUTES

MOST PENALTY MINUTES

535 1985

MOST PENALTY MINUTES, SERIES

294 1987 DSF vs Hartford (6 games)

MOST PENALTY MINUTES, GAME

134 April 20, 1984 vs Montreal

MOST PIM AGAINST

561 1985

MOST PIM AGAINST, SERIES

317 1987 DSF vs Hartford (6 games)

MOST PIM AGAINST, GAME

123 2x (last: April 20, 1984 vs. Montreal)

MOST PIM BOTH TEAMS, SERIES

611 1987 (294-317, 6 games)

MOST PIM BOTH TEAMS, GAME

257 April 20, 1984 vs Montreal (134-123)

SHUTOUTS

MOST SHUTOUTS, PLAYOFF YEAR

4 2001 (23 games)

MOST SHUTOUTS, SERIES

2 2002 vs Los Angeles (7 games)
2001 vs. Los Angeles (7 games)
2001 vs. New Jersey (7 games)
1997 vs Chicago (6 games)

FASTEST GOALS

FASTEST TWO GOALS

:07 Adam Foote 19:44, Adam Deadmarsh 19:51,
May 23, 1996 (2nd), CF Game 3 vs. Detroit

FASTEST THREE GOALS

:38 Peter Forsberg 9:11, Joe Sakic 9:28,
Eric Messier 9:49, April 18, 2001 (3rd),
CQF Game 4 vs. Vancouver

FASTEST FOUR GOALS

2:36 Andre Burakovsky 11:51, Nathan
MacKinnon 12:32, Nazem Kadri 13:43,
Mikko Rantanen 14:27, Aug. 31, 2020
(1st), R2 Game 5 vs. Dallas

PLAYOFF TRENDS

50 playoff series in franchise history, 27-23 series record

35 playoff series since moving to Denver, 21-14 series record

44 best-of-seven playoff series in franchise history, 24-20 record

35 best-of-seven playoff series since moving to Denver, 21-14 series record

When winning the first game of a playoff series..... 19-10 (16-5 as Avalanche)
When losing the first game of a playoff series..... 8-13 (5-9 as Avalanche)

When winning the first game of a playoff series (best-of-seven only) 17-10 (16-5 as Avalanche)
When losing the first game of a playoff series (best-of-seven only) 7-10 (5-9 as Avalanche)

When winning the first two games of a playoff series..... 15-3 (13-1 as Avalanche)
When losing the first two games of a playoff series..... 3-9 (1-5 as Avalanche)
When splitting the first two games of a playoff series..... 9-11 (7-8 as Avalanche)

When winning the first two games of a playoff series (best-of-seven only) 13-3 (13-1 as Avalanche)
When losing the first two games of a playoff series (best-of-seven only) 3-6 (1-5 as Avalanche)
When splitting the first two games of a playoff series (best-of-seven only) 8-11 (7-8 as Avalanche)

When winning the first three games of a playoff series 5-0 (4-0 as Avalanche)
When losing the first three games of a playoff series 0-5 (0-3 as Avalanche)
When winning two of the first three games of a playoff series 16-7 (13-5 as Avalanche)
When losing two of the first three games of a playoff series 6-11 (4-6 as Avalanche)

When winning the first three games of a playoff series (best-of-seven only) 4-0 (4-0 as Avalanche)
When losing the first three games of a playoff series (best-of-seven only) 0-4 (0-3 as Avalanche)
When winning two of the first three games of a playoff series (best-of-seven only) 14-7 (13-5 as Avalanche)
When losing two of the first three games of a playoff series (best-of-seven only) 6-9 (4-6 as Avalanche)

When splitting the first four games of a playoff series 13-11 (8-6 as Avalanche)
When splitting the first four games of a playoff series (best-of-seven only) 11-10 (8-6 as Avalanche)
When leading a series 3-1 (best-of-seven only) 10-2 (10-2 as Avalanche)
When trailing a series 1-3 (best-of-seven only) 0-5 (0-4 as Avalanche)
Final Game of a Series (Game 5 or Game 7) 8-10 (4-8 as Avalanche)
Game 7 6-9 (4-8 as Avalanche)

PLAYOFF OVERTIME: The Avalanche/Nordiques are 40-31 all-time in playoff overtime, including a 30-22 record since moving to Denver.

FRANCHISE PLAYOFF RECORDS

INDIVIDUAL RECORDS

POINTS

MOST POINTS, CAREER

188 Joe Sakic

MOST POINTS, PLAYOFF YEAR

34 Joe Sakic, 1996

MOST POINTS, SERIES

12 Nathan MacKinnon, 2020 R2 vs. Dal (7 gm)
Peter Forsberg, 2002 CSF vs SJ (7 gm)
Peter Stastny, 1982 DF vs Bos (7 gm)
Joe Sakic 1997 CQF vs. Chi (6 gm)
Joe Sakic 1999 CQF vs. SJ (6 gm)

MOST POINTS, GAME

5 Peter Forsberg, April 24, 1998
vs. Edmonton (2g/3a)
Risto Siltanen, April 14, 1987
at Hartford (5a)

MOST POINTS, PERIOD

3 14x (last: Nathan MacKinnon,
Aug. 19, 2020 vs. Arizona - 2nd)

GOALS

MOST GOALS, CAREER

84 Joe Sakic

MOST GOALS, PLAYOFF YEAR

18 Joe Sakic, 1996

MOST GOALS, SERIES

7 J. Sakic, 1996 CQF vs. Van (6 gm)
R. Cloutier, 1982 DF vs. Bos (7 gm)

MOST GOALS, GAME

3 9x (last: Valeri Kamensky,
April 24, 1997 vs Chicago)

MOST GOALS - PERIOD

3 Peter Forsberg, June 6, 1996 vs. Fla

MOST POWER-PLAY GOALS, CAREER

27 Joe Sakic

MOST PPG, PLAYOFF YEAR

7 Michel Goulet, 1985

MOST POWER-PLAY GOALS, SERIES

4 N. Kadri, 2020 R1 vs. Arizona
V. Kamensky, 1997 CQF vs. Chi

MOST POWER-PLAY GOALS, GAME

3 V. Kamensky, April 24, 1997 vs. Chi

MOST POWER-PLAY GOALS, PERIOD

2 4x (last: Nazem Kadri, Aug. 17, 2020 at
Arizona - 1st)

MOST SHG, PLAYOFF YEAR

2 Matt Nieto, 2019
Andre Savard, 1984
Michel Goulet, 1982

MOST SHORTHANDED GOALS, SERIES

2 Matt Nieto, 2019 R1 vs. Calgary
Andre Savard, 1984 DSF vs. Buffalo

MOST GAME-WINNING GOALS, CAREER

19 Joe Sakic

GOALS (cont.)

MOST GWG, PLAYOFF YEAR

6 Joe Sakic, 1996

MOST GAME-WINNING GOALS, SERIES

3 Peter Forsberg, 2002 CSF vs. SJ
Peter Forsberg, 2000 CSF vs. Det

MOST OVERTIME GOALS, CAREER

8 Joe Sakic

MOST OVERTIME GOALS, PLAYOFF YEAR

2 Joe Sakic, 2004
Peter Forsberg, 2002
Milan Hejduk, 1999
Joe Sakic, 1996
Peter Stastny, 1985

MOST OVERTIME GOALS, SERIES

2 Joe Sakic, 2004 vs. SJ
Milan Hejduk, 1999 vs. SJ

ASSISTS

MOST ASSISTS, CAREER

104 Joe Sakic

MOST ASSISTS, PLAYOFF YEAR

19 Peter Stastny, 1985

MOST ASSISTS, SERIES

10 Peter Stastny, 1985 DSF vs. Buffalo (5
games)

MOST ASSISTS, GAME

5 Risto Siltanen, April 14, 1987 at Hart.

SHOTS

MOST SHOTS-ON-GOAL, YEAR

98 Joe Sakic, 1996

MOST SHOTS-ON-GOAL, SERIES

34 Joe Sakic, 1996 CQF vs Van

MOST SHOTS-ON-GOAL, GAME

11 C. Lemieux, May 9, 1997 at Edm
C. Lemieux, May 8, 1996 at Chi

PENALTY MINUTES

MOST PENALTY MINUTES, CAREER

357 Dale Hunter

MOST PENALTY MINUTES, YEAR

99 Basil McRae, 1987

MOST PENALTY MINUTES, SERIES

50 B. McRae, 1987 vs. Hart. (6 gm)

MOST PENALTY MINUTES, GAME

31 Kim Clackson, April 8, 1981 at Phi

HAT TRICKS

MOST HAT TRICKS, PLAYOFF YEAR

3 1987 (P. Stastny, M. Goulet,
J. Ogrodnick)

MOST HAT TRICKS, SERIES

3 1987 DSF vs Hartford
(P. Stastny, M. Goulet, J. Ogrodnick)

MOST HAT TRICKS, GAME

1 9x (last: Valeri Kamensky,
April 24, 1997 vs. Chicago)

FASTEST GOALS

FASTEST GOAL FROM START OF GAME

0:29 W. Paiement, April 16, 1982 at Bos

FASTEST GOAL BY OPPONENT, START OF GAME

0:07 Terry Murray, April 12, 1981 vs. Phi

FASTEST GOAL FROM START OF PERIOD

0:17 Peter Forsberg, April 22, 1998 vs. Edm (3rd)

FASTEST GOAL BY OPPONENT FROM START OF PERIOD

0:07 Terry Murray, April 12, 1981 vs. Phi

FASTEST TWO GOALS, ONE PLAYER

1:12 Dale Hunter, April 10, 1982 vs Mtl

FASTEST TWO GOALS BY OPPONENT

1:04 J. Lehtinen, April 24, 2006 at Dal

FASTEST THREE GOALS, ONE PLAYER

10:54 Peter Forsberg, June 6, 1996 vs Fla

FASTEST THREE GOALS BY OPPONENT

12:37 D. Andreychuk, April 14, 1985 at Buf

SHUTOUTS

MOST SHUTOUTS, CAREER

18 Patrick Roy

MOST SHUTOUTS, PLAYOFF YEAR

4 Patrick Roy, 2001

MOST SHUTOUTS, SERIES

2 Patrick Roy, 2002 CSF vs. SJ (7 gm)
Patrick Roy, 2001 F vs. NJ (7 gm)
Patrick Roy, 2001 CSF vs. LA (7 gm)
Patrick Roy, 2000 CF vs. Dal (7 gm)
Patrick Roy, 1997 CQF vs Chi (6 gm)

SAVES

MOST SAVES, PLAYOFF YEAR

598 Patrick Roy, 1999
Patrick Roy, 1996

MOST SAVES, SERIES

223 Craig Anderson, 2010 CQF vs. SJS

MOST SAVES, GAME

63 Patrick Roy, June 10, 1996 at Fla

MOST SAVES, GAME (REGULATION ONLY)

44 Patrick Roy, May 11, 1999 at Det
Andrew Hammond, April 20, 2018 at Nsh

MOST SAVES, PERIOD

22 Semyon Varlamov, April 21, 2014 at Min (1st)

FRANCHISE PLAYOFF LEADERS

SKATERS

GAMES PLAYED		POINTS		SHORT-HANDED GOALS	
Joe Sakic	172	Joe Sakic	188	Joe Sakic	4
Adam Foote	170	Peter Forsberg	159	Brent Ashton	2
Peter Forsberg	140	Peter Stastny	81	Peter Forsberg	2
Stephane Yelle	117	Milan Hejduk	76	Michel Goulet	2
Milan Hejduk	112	Sandis Ozolinsh	65	Matt Nieto	2
Jon Klemm	94	Michel Goulet	64	Andre Savard	2
Adam Deadmarsh	88	Valeri Kamensky	60	Dale Hunter	2
Dale Hunter	86	Adam Deadmarsh	56	GAME-WINNING GOALS	
Alex Tanguay	83	Claude Lemieux	55	Joe Sakic	19
Sandis Ozolinsh	82	Nathan MacKinnon	54	Peter Forsberg	12
GOALS		Anton Stastny	52	Chris Drury	11
Joe Sakic	84	PENALTY MINUTES		Alex Tanguay	6
Peter Forsberg	58	Dale Hunter	357	Milan Hejduk	5
Michel Goulet	34	Adam Foote	298	Dale Hunter	5
Milan Hejduk	34	Paul Gillis	154	Nazem Kadri	5
Chris Drury	26	Peter Forsberg	145	Valeri Kamensky	5
Valeri Kamensky	25	Randy Moller	140	Claude Lemieux	5
Claude Lemieux	24	Basil McRae	133	Nathan MacKinnon	5
Peter Stastny	24	Claude Lemieux	121	Sandis Ozolinsh	4
Adam Deadmarsh	22	Wilf Paiement	114	Peter Stastny	4
Nathan MacKinnon	20	Michel Goulet	98	OVERTIME GOALS	
Anton Stastny	20	POWER-PLAY GOALS		Joe Sakic	8
ASSISTS		Joe Sakic	27	Chris Drury	3
Joe Sakic	104	Peter Forsberg	15	Peter Forsberg	3
Peter Forsberg	101	Michel Goulet	14	Dale Hunter	3
Peter Stastny	57	Milan Hejduk	14	Peter Stastny	3
Sandis Ozolinsh	47	Peter Stastny	11	Milan Hejduk	2
Milan Hejduk	42	Valeri Kamensky	10	Nathan MacKinnon	2
Adam Foote	35	Sandis Ozolinsh	10		
Valeri Kamensky	35	Claude Lemieux	9		
Adam Deadmarsh	34	Adam Deadmarsh	7		
Nathan MacKinnon	34	Anton Stastny	7		
Anton Stastny	32				
Alex Tanguay	32				

GOALTENDERS

APPEARANCES		MINUTES		GOALS-AGAINST AVERAGE (MIN. 10GP)	
Patrick Roy	133	Patrick Roy	8245	David Aebischer	2.07
Dan Bouchard	30	Dan Bouchard	1808	Philipp Grubauer	2.15
Mario Gosselin	29	Mario Gosselin	1753	Patrick Roy	2.18
Philipp Grubauer	19	Philipp Grubauer	1117	Jose Theodore	3.09
Jose Theodore	19	Jose Theodore	1087	Mario Gosselin	3.29
David Aebischer	13	David Aebischer	697	Dan Bouchard	3.32
Semyon Varlamov	7	Semyon Varlamov	432	SAVE PERCENTAGE (MIN. 10GP)	
Craig Anderson	6	Ron Hextall	372	Philipp Grubauer	.924
Stephane Fiset	6	Craig Anderson	366	Patrick Roy	.922
Pavel Francouz	6	John Garrett	323	David Aebischer	.922
Ron Hextall	6	Pavel Francouz	315	Jose Theodore	.904
Clint Malarchuk	6	SHUTOUTS		Mario Gosselin	.881
WINS		Patrick Roy	18		
Patrick Roy	81	Philipp Grubauer	2		
Mario Gosselin	16	David Aebischer	1		
Dan Bouchard	12	Craig Anderson	1		
Philipp Grubauer	12	Dan Bouchard	1		
Jose Theodore	8	Pavel Francouz	1		
David Aebischer	6				
John Garrett	3				
Semyon Varlamov	3				
Craig Anderson	2				
Pavel Francouz	2				
Ron Hextall	2				
Michael Hutchinson	2				

SINGLE-SEASON PLAYOFF LEADERS

SKATERS

GAMES PLAYED			POINTS			SHORT-HANDED GOALS		
23	Rob Blake	2001	34	Joe Sakic	1996	2	Matt Nieto	2019
23	Greg deVries	2001	27	Peter Forsberg	2002	2	Andre Savard	1984
23	Chris Drury	2001	26	Joe Sakic	2001	2	Michel Goulet	1982
23	Adam Foote	2001	25	Nathan MacKinnon	2020	GAME-WINNING GOALS		
23	Milan Hejduk	2001	25	Joe Sakic	1997	6	Joe Sakic	1996
23	Dan Hinote	2001	24	Peter Forsberg	1999	5	Nazem Kadri	2020
23	Eric Messier	2001	23	Milan Hejduk	2001	4	Peter Forsberg	2002
23	Ville Nieminen	2001	23	Claude Lemieux	1997	4	Peter Forsberg	2000
23	Shjon Podein	2001	23	Peter Stastny	1985	4	Chris Drury	1999
23	Martin Skoula	2001	22	Valeri Kamensky	1997	4	Claude Lemieux	1997
23	Alex Tanguay	2001	22	Valeri Kamensky	1996	3	(4) Players Tied	
23	Stephane Yelle	2001	PENALTY MINUTES			OVERTIME GOALS		
GOALS			99	Basil McRae	1987	2	Joe Sakic	2004
18	Joe Sakic	1996	97	Dale Hunter	1985	2	Peter Forsberg	2002
13	Joe Sakic	2001	73	Paul Gillis	1985	2	Milan Hejduk	1999
13	Claude Lemieux	1997	65	Paul Gillis	1987	2	Joe Sakic	1996
11	Chris Drury	2001	62	Adam Foote	1997	2	Peter Stastny	1985
11	Michel Goulet	1985	58	Wilf Paiement	1985	POINTS BY DEFENSEMAN		
10	Peter Forsberg	1996	56	Dale Hunter	1987	19	Rob Blake	2001
10	Valeri Kamensky	1996	55	Claude Lemieux	1996	19	Sandis Ozolinsh	1996
9	Nathan MacKinnon	2020	53	Gord Donnelly	1987	17	Sandis Ozolinsh	1997
9	Peter Forsberg	2002	52	Dale Hunter	1982	16	Uwe Krupp	1996
9	Joe Sakic	2002	POWER-PLAY GOALS			15	Cale Makar	2020
9	Michel Goulet	1987	7	Michel Goulet	1985	13	Greg de Vries	2002
9	John Ogrodnick	1987	6	Nazem Kadri	2020	12	Rob Blake	2002
ASSISTS			6	Joe Sakic	1996	12	Sandis Ozolinsh	1999
19	Peter Stastny	1985	5	Valeri Kamensky	1997	12	Robert Picard	1987
18	Peter Forsberg	2002	5	Joe Sakic	2001	POINTS BY ROOKIE		
17	Joe Sakic	1997	4	S. Konowalchuk	2004	17	Marian Stastny	1982
16	Nathan MacKinnon	2020	4	Joe Sakic	2002	15	Cale Makar	2020
16	Milan Hejduk	2001	4	Milan Hejduk	2001	12	Milan Hejduk	1999
16	Peter Forsberg	1999	4	Claude Lemieux	1997	10	Nathan MacKinnon	2014
16	Joe Sakic	1996	4	Michel Goulet	1987	10	Ville Nieminen	2001
15	Alex Tanguay	2001	4	Peter Stastny	1982	10	Peter Stastny	1981
14	Mikko Rantanen	2020				8	Chris Drury	1999
14	Valeri Kamensky	1997				7	Mark Kumpel	1985
14	Sandis Ozolinsh	1996				7	Anton Stastny	1981
14	Marian Stastny	1982						

GOALTENDERS

APPEARANCES			MINUTES			GOALS-AGAINST AVERAGE		
23	Patrick Roy	2001	1454	Patrick Roy	1996	Minimum 2 series or 10 Games		
22	Patrick Roy	1996	1451	Patrick Roy	2001	1.70	Patrick Roy	2001
21	Patrick Roy	2002	1241	Patrick Roy	2002	1.79	Patrick Roy	2000
19	Patrick Roy	1999	1173	Patrick Roy	1999	2.08	David Aebischer	2004
17	Patrick Roy	2000	1059	Mario Gosselin	1985	2.10	Patrick Roy	1996
17	Patrick Roy	1997	1039	Patrick Roy	2000	2.21	Patrick Roy	1997
17	Mario Gosselin	1985	1034	Patrick Roy	1997	2.30	Philipp Grubauer	2019
12	Philipp Grubauer	2019	732	Philipp Grubauer	2019	2.51	Patrick Roy	2002
11	David Aebischer	2004	677	Dan Bouchard	1982	2.66	Patrick Roy	1999
11	Mario Gosselin	1987	662	David Aebischer	2004	3.04	Jose Theodore	2006
11	Dan Bouchard	1982				3.06	Mario Gosselin	1985
WINS			SHUTOUTS			SAVE PERCENTAGE		
16	Patrick Roy	2001	4	Patrick Roy	2001	Minimum 2 series or 10 Games		
16	Patrick Roy	1996	3	Patrick Roy	2002	.934	Patrick Roy	2001
11	Patrick Roy	2002	3	Patrick Roy	2000	.932	Patrick Roy	1997
11	Patrick Roy	2000	3	Patrick Roy	1997	.928	Patrick Roy	2000
11	Patrick Roy	1999	3	Patrick Roy	1996	.925	Philipp Grubauer	2019
10	Patrick Roy	1997	1	Philipp Grubauer	2019	.922	David Aebischer	2004
9	Mario Gosselin	1985	1	Craig Anderson	2010	.921	Patrick Roy	1996
7	Philipp Grubauer	2019	1	David Aebischer	2004	.920	Patrick Roy	1999
7	Mario Gosselin	1987	1	Patrick Roy	2003	.909	Patrick Roy	2002
6	David Aebischer	2004	1	Patrick Roy	1999	.906	Jose Theodore	2008
			1	Dan Bouchard	1981			

HAT TRICKS, SAVE RECORDS, LONGEST/SHORTEST GAMES

HAT TRICKS, FRANCHISE PLAYOFF HISTORY (9)

Player	Date	Opponent
Peter Stastny	April 5, 1983	at Boston
Michel Goulet	April 23, 1985	vs. MONTREAL
Peter Stastny	April 11, 1987	vs. HARTFORD
Michel Goulet	April 12, 1987	vs. HARTFORD
John Ogradnick	April 14, 1987	at Hartford
Joe Sakic	May 6, 1995	vs. NY RANGERS
Joe Sakic	April 25, 1996	vs. VANCOUVER
Peter Forsberg	June 6, 1996	vs. FLORIDA
Valeri Kamenskyy	April 24, 1997	vs. CHICAGO

LONGEST PLAYOFF OVERTIME GAMES, FRANCHISE HISTORY

Time	OT	Date	Opponent	Round	Goal Scorer	Result
44:33	3 OT	May 8, 1996	at Chicago	Game 4 - WCF	Joe Sakic	W, 3-2
44:31	3 OT	June 10, 1996	at Florida	Game 4 - F	Uwe Krupp	W, 1-0
31:03	2 OT	April 20, 1997	at Chicago	Game 3 - CQF	Sergei Krivokrasov	L, 3-4
30:27	2 OT	May 16, 2001	at St. Louis	Game 3 - WCF	Scott Young	L, 3-4
25:21	2 OT	April 14, 2004	at Dallas	Game 4 - CQF	Marek Svatos	W, 3-2
25:18	2 OT	May 13, 1996	at Chicago	Game 6 - CSF	Sandis Ozolinsh	W, 4-3

SHORTEST PLAYOFF OVERTIME GAMES, FRANCHISE HISTORY

Time	Date	Opponent	Round	Goal Scorer	Result
0:22	April 13, 1982	at Montreal	Game 5 - DSF	Dale Hunter	W, 3-2
0:24	May 21, 2001	vs. ST. LOUIS	Game 5 - WCF	Joe Sakic	W, 2-1
0:37	April 12, 1981	vs. PHILADELPHIA	Game 4 - PR	Dale Hunter	W, 4-3
0:51	April 18, 2010	vs. SAN JOSE	Game 3 - CQF	Ryan O'Reilly	W, 1-0
0:51	April 25, 1996	vs. VANCOUVER	Game 5 - CQF	Joe Sakic	W, 5-4

MOST SAVES, FRANCHISE PLAYOFF HISTORY

Sv	Goaltender	Date	Opponent	Result
63	Patrick Roy	June 10, 1996	at Florida	W, 1-0 3OT
56	Patrick Roy	May 16, 2001	at St. Louis	L, 3-4 2OT
53	Patrick Roy	April 20, 1997	at Chicago	L, 3-4 2OT
51	Craig Anderson	April 18, 2010	vs. SAN JOSE	W, 1-0 OT
50	Jose Theodore	April 30, 2006	at Dallas	W, 3-2 OT

MOST SAVES IN A 60-MINUTE GAME (NON-OT), FRANCHISE PLAYOFF HISTORY

Sv	Goaltender	Date	Opponent	Result
44	Andrew Hammond	April 20, 2018	at Nashville	W, 2-1
44	Patrick Roy	May 11, 1999	at Detroit	W, 5-3
42	Patrick Roy	May 4, 1997	vs. EDMONTON	W, 4-1
42	Patrick Roy	April 24, 1999	at San Jose	W, 3-1
41	Patrick Roy	May 24, 1999	at Dallas	L, 2-4

YEAR-BY-YEAR PLAYOFF RESULTS

1981

PRELIMINARY ROUND

4/8 @ PHILADELPHIA	4-6	L
4/9 @ PHILADELPHIA	5-8	L
4/11 PHILADELPHIA	2-0	W
4/12 PHILADELPHIA	4-3*	W
4/14 @ PHILADELPHIA	2-5	L

PHILADELPHIA WON BEST-OF-FIVE SERIES 3-2

1982

DIVISION SEMIFINALS

4/7 @ MONTREAL	1-5	L
4/8 @ MONTREAL	3-2	W
4/10 MONTREAL	2-1	W
4/11 MONTREAL	2-6	L
4/13 @ MONTREAL	3-2*	W

QUEBEC WON BEST-OF-FIVE SERIES 3-2

DIVISION FINALS

4/15 @ BOSTON	3-4	L
4/16 @ BOSTON	4-8	L
4/18 BOSTON	3-2*	W
4/19 BOSTON	7-2	W
4/21 @ BOSTON	4-3	W
4/23 BOSTON	5-6*	L
4/25 @ BOSTON	2-1	W

QUEBEC WON BEST-OF-SEVEN SERIES 4-3

WALES CONFERENCE FINALS

4/27 @ NY ISLANDERS	1-4	L
4/29 @ NY ISLANDERS	2-5	L
5/1 NY ISLANDERS	4-5*	L
5/4 NY ISLANDERS	2-4	L

NEW YORK WON BEST-OF-SEVEN SERIES 4-0

1983

DIVISION SEMIFINALS

4/5 @ BOSTON	3-4*	L
4/7 @ BOSTON	2-4	L
4/9 BOSTON	2-1	W
4/10 BOSTON	1-2	L

BOSTON WON BEST-OF-FIVE SERIES 3-1

1984

DIVISION SEMIFINALS

4/4 @ BUFFALO	3-2	W
4/5 @ BUFFALO	6-2	W
4/7 BUFFALO	4-1	W

QUEBEC WON BEST-OF-FIVE SERIES 3-0

DIVISION FINALS

4/12 MONTREAL	4-2	W
4/13 MONTREAL	1-4	L
4/15 @ MONTREAL	1-2	L
4/16 @ MONTREAL	4-3*	W
4/18 MONTREAL	0-4	L
4/20 @ MONTREAL	3-5	L

MONTREAL WON BEST-OF-SEVEN SERIES 4-2

1985

DIVISION SEMIFINALS

4/10 BUFFALO	5-2	W
4/11 BUFFALO	3-2	W
4/13 @ BUFFALO	4-6	L
4/14 @ BUFFALO	4-7	L
4/16 BUFFALO	6-5	W

QUEBEC WON BEST-OF-FIVE SERIES 3-2

DIVISION FINALS

4/18 @ MONTREAL	2-1*	W
4/21 @ MONTREAL	6-4	L
4/23 MONTREAL	7-6*	W
4/25 MONTREAL	1-3	L
4/27 @ MONTREAL	5-1	W
4/30 MONTREAL	2-5	L
5/2 @ MONTREAL	3-2*	W

QUEBEC WON BEST-OF-SEVEN SERIES 4-3

WALES CONFERENCE FINALS

5/5 PHILADELPHIA	2-1*	W
5/7 PHILADELPHIA	2-4	L
5/9 @ PHILADELPHIA	2-4	L
5/12 @ PHILADELPHIA	5-3	W
5/14 PHILADELPHIA	1-2	L
5/16 @ PHILADELPHIA	0-3	L

PHILADELPHIA WON BEST-OF-SEVEN 4-2

1986

DIVISION SEMIFINALS

4/9 HARTFORD	2-3*	L
4/10 HARTFORD	1-4	L
4/12 @ HARTFORD	4-9	L

HARTFORD WON BEST-OF-FIVE SERIES 3-0

1987

DIVISION SEMIFINALS

4/8 @ HARTFORD	2-3*	L
4/9 @ HARTFORD	4-5	L
4/11 HARTFORD	5-1	W
4/12 HARTFORD	4-1	W
4/14 @ HARTFORD	7-5	W
4/16 HARTFORD	5-4*	W

QUEBEC WON BEST-OF-SEVEN SERIES 4-2

DIVISION FINALS

4/20 @ MONTREAL	7-5	W
4/22 @ MONTREAL	2-1	W
4/24 MONTREAL	2-7	L
4/26 MONTREAL	2-3*	L
4/28 @ MONTREAL	2-3	L
4/30 MONTREAL	3-2	W
5/2 @ MONTREAL	3-5	L

MONTREAL WON BEST-OF-SEVEN SERIES 4-3

1993

DIVISION SEMIFINALS

4/18 MONTREAL	3-2*	W
4/20 MONTREAL	4-1	W
4/22 @ MONTREAL	1-2*	L
4/24 @ MONTREAL	2-3	L
4/26 MONTREAL	4-5*	L
4/28 @ MONTREAL	2-6	L

MONTREAL WON BEST-OF-SEVEN SERIES 4-2

1995

CONFERENCE QUARTERFINALS

5/6 NY RANGERS	5-4	W
5/8 NY RANGERS	3-8	L
5/10 @ NY RANGERS	3-4	L
5/12 @ NY RANGERS	2-3*	L
5/14 NY RANGERS	4-2	W
5/16 @ NY RANGERS	2-4	L

NEW YORK WON BEST-OF-SEVEN SERIES 4-2

1996

CONFERENCE QUARTERFINALS

4/16 VANCOUVER	5-2	W
4/18 VANCOUVER	4-5	L
4/20 @ VANCOUVER	4-0	W
4/22 @ VANCOUVER	3-4	L
4/25 VANCOUVER	5-4*	W
4/27 @ VANCOUVER	3-2	W

COLORADO WON BEST-OF-SEVEN SERIES 4-2

CONFERENCE SEMIFINALS

5/2 CHICAGO	2-3*	L
5/4 CHICAGO	5-1	W
5/6 @ CHICAGO	3-4*	L
5/8 @ CHICAGO	3-2*	W
5/11 CHICAGO	4-1	W
5/13 @ CHICAGO	4-3*	W

COLORADO WON BEST-OF-SEVEN SERIES 4-2

WESTERN CONFERENCE FINALS

5/19 @ DETROIT	3-2*	W
5/21 @ DETROIT	3-0	W
5/23 DETROIT	4-6	L
5/25 DETROIT	4-2	W
5/27 @ DETROIT	2-5	L
5/29 DETROIT	4-1	W

COLORADO WON BEST-OF-SEVEN SERIES 4-2

STANLEY CUP CHAMPIONSHIP

6/4 FLORIDA	3-1	W
6/6 FLORIDA	8-1	W
6/8 @ FLORIDA	3-2	W
6/10 @ FLORIDA	1-0*	W

COLORADO WON BEST-OF-SEVEN SERIES 4-0

YEAR-BY-YEAR PLAYOFF RESULTS

1997

CONFERENCE QUARTERFINALS

4/16	CHICAGO	6-0	W
4/18	CHICAGO	3-1	W
4/20 @	CHICAGO	3-4*	L
4/22 @	CHICAGO	3-6	L
4/24	CHICAGO	7-0	W
4/26 @	CHICAGO	6-3	W

COLORADO WON BEST-OF-SEVEN SERIES 4-2

CONFERENCE SEMIFINALS

5/2	EDMONTON	5-1	W
5/4	EDMONTON	4-1	W
5/7 @	EDMONTON	3-4	L
5/9 @	EDMONTON	3-2*	W
5/11	EDMONTON	4-3	W

COLORADO WON BEST-OF-SEVEN SERIES 4-1

WESTERN CONFERENCE FINALS

5/15	DETROIT	2-1	W
5/17	DETROIT	2-4	L
5/19 @	DETROIT	1-2	L
5/22 @	DETROIT	0-6	L
5/24	DETROIT	6-0	W
5/26 @	DETROIT	1-3	L

DETROIT WON BEST-OF-SEVEN SERIES 4-2

1998

CONFERENCE QUARTERFINALS

4/22	EDMONTON	2-3	L
4/24	EDMONTON	5-2	W
4/26 @	EDMONTON	5-4*	W
4/28 @	EDMONTON	3-1	W
4/30	EDMONTON	1-3	L
5/2 @	EDMONTON	0-2	L
5/4	EDMONTON	0-4	L

EDMONTON WON BEST-OF-SEVEN SERIES 4-3

1999

CONFERENCE QUARTERFINALS

4/24 @	SAN JOSE	3-1	W
4/26 @	SAN JOSE	2-1*	W
4/28	SAN JOSE	2-4	L
4/30	SAN JOSE	3-7	L
5/1	SAN JOSE	6-2	W
5/3 @	SAN JOSE	3-2*	W

COLORADO WON BEST-OF-SEVEN SERIES 4-2

CONFERENCE SEMIFINALS

5/7	DETROIT	2-3*	L
5/9	DETROIT	0-4	L
5/11 @	DETROIT	5-3	W
5/13 @	DETROIT	6-2	W
5/16	DETROIT	3-0	W
5/18 @	DETROIT	5-2	W

COLORADO WON BEST-OF-SEVEN SERIES 4-2

WESTERN CONFERENCE FINALS

5/22 @	DALLAS	2-1	W
5/24 @	DALLAS	2-4	L
5/26	DALLAS	0-3	L
5/28	DALLAS	3-2*	W
5/30 @	DALLAS	7-5	W
6/1	DALLAS	1-4	L
6/3 @	DALLAS	1-4	L

DALLAS WON BEST-OF-SEVEN SERIES 4-3

2000

CONFERENCE QUARTERFINALS

4/13	PHOENIX	6-3	W
4/15	PHOENIX	3-1	W
4/17 @	PHOENIX	4-2	W
4/19 @	PHOENIX	2-3	L
4/21	PHOENIX	2-1	W

COLORADO WON BEST-OF-SEVEN SERIES 4-1

CONFERENCE SEMIFINALS

4/27	DETROIT	2-0	W
4/29	DETROIT	3-1	W
5/1 @	DETROIT	1-3	L
5/3 @	DETROIT	3-2*	W
5/5	DETROIT	4-2	W

COLORADO WON BEST-OF-SEVEN SERIES 4-1

WESTERN CONFERENCE FINALS

5/13 @	DALLAS	2-0	W
5/15 @	DALLAS	2-3	L
5/19	DALLAS	2-0	W
5/21	DALLAS	1-4	L
5/23 @	DALLAS	2-3*	L
5/25	DALLAS	2-1	W
5/27 @	DALLAS	2-3	L

DALLAS WON BEST-OF-SEVEN SERIES 4-3

2001

CONFERENCE QUARTERFINALS

4/12	VANCOUVER	5-4	W
4/14	VANCOUVER	2-1	W
4/16 @	VANCOUVER	4-3*	W
4/18 @	VANCOUVER	5-1	W

COLORADO WON BEST-OF-SEVEN SERIES 4-0

CONFERENCE SEMIFINALS

4/26	LOS ANGELES	3-4*	L
4/28	LOS ANGELES	2-0	W
4/30 @	LOS ANGELES	4-3	W
5/2 @	LOS ANGELES	3-0	W
5/4	LOS ANGELES	0-1	L
5/6 @	LOS ANGELES	0-1*	L
5/9	LOS ANGELES	5-1	W

COLORADO WON BEST-OF-SEVEN SERIES 4-3

WESTERN CONFERENCE FINALS

5/12	ST. LOUIS	4-1	W
5/14	ST. LOUIS	4-2	W
5/16 @	ST. LOUIS	3-4*	L
5/18 @	ST. LOUIS	4-3*	W
5/21	ST. LOUIS	2-1*	W

COLORADO WON BEST-OF-SEVEN SERIES 4-1

STANLEY CUP CHAMPIONSHIP

5/26	NEW JERSEY	4-0	W
5/29	NEW JERSEY	1-2	L
5/31 @	NEW JERSEY	3-1	W
6/2 @	NEW JERSEY	2-3	L
6/4	NEW JERSEY	1-4	L
6/7 @	NEW JERSEY	4-0	W
6/9	NEW JERSEY	3-1	W

COLORADO WON BEST-OF-SEVEN SERIES 4-3

2002

CONFERENCE QUARTERFINALS

4/18	LOS ANGELES	4-3	W
4/20	LOS ANGELES	5-3	W
4/22 @	LOS ANGELES	1-3	L
4/23 @	LOS ANGELES	1-0	W
4/25	LOS ANGELES	0-1*	L
4/27 @	LOS ANGELES	1-3	L
4/29	LOS ANGELES	4-0	W

COLORADO WON BEST-OF-SEVEN SERIES 4-3

CONFERENCE SEMIFINALS

5/1	SAN JOSE	3-6	L
5/4	SAN JOSE	8-2	W
5/6 @	SAN JOSE	4-6	L
5/8 @	SAN JOSE	4-1	W
5/11	SAN JOSE	3-5	L
5/13 @	SAN JOSE	2-1*	W
5/15	SAN JOSE	1-0	W

COLORADO WON BEST-OF-SEVEN SERIES 4-3

WESTERN CONFERENCE FINALS

5/18 @	DETROIT	3-5	L
5/20 @	DETROIT	4-3*	W
5/22	DETROIT	1-2*	L
5/25	DETROIT	3-2	W
5/27 @	DETROIT	2-1*	W
5/29	DETROIT	0-2	L
5/31 @	DETROIT	0-7	L

DETROIT WON BEST-OF-SEVEN SERIES 4-3

YEAR-BY-YEAR PLAYOFF RESULTS

2003

CONFERENCE QUARTERFINALS

4/10	MINNESOTA	2-4	L
4/12	MINNESOTA	3-2	W
4/14 @	MINNESOTA	3-0	W
4/16 @	MINNESOTA	3-1	W
4/19	MINNESOTA	2-3	L
4/21 @	MINNESOTA	2-3*	L
4/22	MINNESOTA	2-3*	L

MINNESOTA WON BEST-OF-SEVEN SERIES 4-3

2004

CONFERENCE QUARTERFINALS

4/7	DALLAS	3-1	W
4/9	DALLAS	5-2	W
4/12 @	DALLAS	3-4*	L
4/14 @	DALLAS	3-2*	W
4/17	DALLAS	5-1	W

COLORADO WON BEST-OF-SEVEN SERIES 4-1

CONFERENCE SEMIFINALS

4/22 @	SAN JOSE	2-5	L
4/24 @	SAN JOSE	1-4	L
4/26	SAN JOSE	0-1	L
4/28	SAN JOSE	1-0*	W
5/1 @	SAN JOSE	2-1*	W
5/4	SAN JOSE	1-3	L

SAN JOSE WON BEST-OF-SEVEN SERIES 4-2

2006

CONFERENCE QUARTERFINALS

4/22 @	DALLAS	5-2	W
4/24 @	DALLAS	5-4*	W
4/26	DALLAS	4-3*	W
4/28	DALLAS	1-4	L
4/30 @	DALLAS	3-2*	W

COLORADO WON BEST-OF-SEVEN SERIES 4-1

CONFERENCE SEMIFINALS

5/5 @	ANAHEIM	0-5	L
5/7 @	ANAHEIM	0-3	L
5/9	ANAHEIM	3-4*	L
5/11	ANAHEIM	1-4	L

ANAHEIM WON BEST-OF-SEVEN SERIES 4-0

2008

CONFERENCE QUARTERFINALS

4/9 @	MINNESOTA	3-2*	W
4/11 @	MINNESOTA	2-3*	L
4/14	MINNESOTA	2-3*	L
4/15	MINNESOTA	5-1	W
4/17 @	MINNESOTA	3-2	W
4/19	MINNESOTA	2-1	W

COLORADO WON BEST-OF-SEVEN SERIES 4-2

CONFERENCE SEMIFINALS

4/24 @	DETROIT	3-4	L
4/26 @	DETROIT	1-5	L
4/29	DETROIT	3-4	L
5/1	DETROIT	2-8	L

DETROIT WON BEST-OF-SEVEN SERIES 4-0

2010

CONFERENCE QUARTERFINALS

4/14 @	SAN JOSE	2-1	W
4/16 @	SAN JOSE	5-6*	L
4/18	SAN JOSE	1-0*	W
4/20	SAN JOSE	1-2*	L
4/22 @	SAN JOSE	0-5	L
4/24	SAN JOSE	2-5	L

SAN JOSE WON BEST-OF-SEVEN SERIES 4-2

2014

FIRST ROUND

4/17	MINNESOTA	5-4*	W
4/19	MINNESOTA	4-2	W
4/21 @	MINNESOTA	0-1*	L
4/24 @	MINNESOTA	1-2	L
4/26	MINNESOTA	4-3*	W
4/28 @	MINNESOTA	2-5	L
4/30	MINNESOTA	4-5*	L

MINNESOTA WON BEST-OF-SEVEN SERIES 4-3

2018

FIRST ROUND

4/12 @	NASHVILLE	2-5	L
4/14 @	NASHVILLE	4-5	L
4/16	NASHVILLE	5-3	W
4/18	NASHVILLE	2-3	L
4/20 @	NASHVILLE	2-1	W
4/22	NASHVILLE	0-5	L

NASHVILLE WON BEST-OF-SEVEN SERIES 4-2

2019

FIRST ROUND

4/11 @	CALGARY	0-4	L
4/13 @	CALGARY	3-2*	W
4/15	CALGARY	6-2	W
4/17	CALGARY	3-2*	W
4/19 @	CALGARY	5-1	W

COLORADO WON BEST-OF-SEVEN SERIES 4-1

SECOND ROUND

4/26 @	SAN JOSE	2-5	L
4/28 @	SAN JOSE	4-3	W
4/30	SAN JOSE	2-4	L
5/2	SAN JOSE	3-0	W
5/4 @	SAN JOSE	1-2	L
5/6	SAN JOSE	4-3*	W
5/8 @	SAN JOSE	2-3	L

SAN JOSE WON BEST-OF-SEVEN SERIES 4-3

2020**

QUALIFYING ROUND

8/2	ST. LOUIS	2-1	W
8/4 @	DALLAS	4-0	W
8/6	VEGAS	3-4*	O

COLORADO SECURED NO. 2 SEED IN WESTERN CONF.

FIRST ROUND

8/12	ARIZONA	3-0	W
8/14	ARIZONA	3-2	W
8/15 @	ARIZONA	2-4	L
8/17 @	ARIZONA	7-1	W
8/19	ARIZONA	7-1	W

COLORADO WON BEST-OF-SEVEN SERIES 4-1

SECOND ROUND

8/22	DALLAS	3-5	L
8/24	DALLAS	2-5	L
8/26 @	DALLAS	6-4	W
8/30 @	DALLAS	4-5	L
8/31	DALLAS	6-3	W
9/2 @	DALLAS	4-1	W
9/4	DALLAS	4-5*	L

DALLAS WON BEST-OF-SEVEN SERIES 4-3

** - ALL GAMES PLAYED AT ROGERS PLACE IN EDMONTON

* - DENOTES OVERTIME GAME

YEAR-BY-YEAR PLAYOFF STATISTICS

1981

PLAYER	GP	G	A	PTS	+/-	PIM	PPG	SHG	GWG	S	S%
Peter Stastny	5	2	8	10	-	7	1	0	0	-	-
Michel Goulet	4	3	4	7	-	7	0	0	1	-	-
Anton Stastny	5	4	3	7	-	2	2	0	0	-	-
Dale Hunter	5	4	2	6	-	34	0	0	1	-	-
Jacques Richard	5	2	4	6	-	14	1	0	0	-	-
Marc Tardif	5	1	3	4	-	2	0	0	0	-	-
Robbie Ftorek	5	1	2	3	-	17	1	0	0	-	-
Dale Hoganson	5	0	3	3	-	10	0	0	0	-	-
Pierre Lacroix	5	0	2	2	-	10	0	0	0	-	-
Mario Marois	5	0	1	1	-	6	0	0	0	-	-
Serge Bernier	1	0	0	0	-	0	0	0	0	-	-
Kim Clackson	5	0	0	0	-	33	0	0	0	-	-
Real Cloutier	3	0	0	0	-	10	0	0	0	-	-
Alain Cote	4	0	0	0	-	6	0	0	0	-	-
Andre Dupont	1	0	0	0	-	0	0	0	0	-	-
Bob Fitchner	3	0	0	0	-	10	0	0	0	-	-
Terry Johnson	2	0	0	0	-	0	0	0	0	-	-
Lee Norwood	3	0	0	0	-	2	0	0	0	-	-
John Paddock	2	0	0	0	-	0	0	0	0	-	-
Dave Pichette	1	0	0	0	-	14	0	0	0	-	-
Normand Rochefort	5	0	0	0	-	4	0	0	0	-	-
Wally Weir	3	0	0	0	-	15	0	0	0	-	-
John Wensink	3	0	0	0	-	0	0	0	0	-	-
Goaltender	GP	W	L	SO	SA	SV	SV%	GAA	MIN	PIM	EN
Dan Bouchard	5	2	3	1	-	-	-	3.99	286	14	1
Michel Plasse	1	0	0	0	-	-	-	4.00	15	0	1

1982

PLAYER	GP	G	A	PTS	+/-	PIM	PPG	SHG	GWG	S	S%
Peter Stastny	12	7	11	18	-	10	4	0	1	-	-
Marian Stastny	16	3	14	17	-	5	1	0	0	-	-
Anton Stastny	16	5	10	15	-	10	3	0	0	-	-
Michel Goulet	16	8	5	13	-	6	2	2	0	-	-
Real Cloutier	16	7	5	12	-	10	1	0	1	-	-
Wilf Paiement	14	6	6	12	-	28	1	0	1	-	-
Dale Hunter	16	3	7	10	-	52	1	0	2	-	-
Dave Pichette	16	2	4	6	-	22	1	0	1	-	-
Pat Hickey	15	1	3	4	-	21	1	0	0	-	-
Alain Cote	16	1	2	3	-	8	0	0	0	-	-
Andre Dupont	16	0	3	3	-	18	0	0	0	-	-
Mario Marois	13	1	2	3	-	44	0	0	0	-	-
Marc Tardif	13	1	2	3	-	16	0	0	0	-	-
Pierre Aubry	15	1	1	2	-	30	0	0	1	-	-
Normand Rochefort	16	0	2	2	-	10	0	0	0	-	-
Basil McRae	9	1	0	1	-	34	0	0	0	-	-
Jacques Richard	10	1	0	1	-	9	0	0	0	-	-
Gaston Therrien	9	0	1	1	-	4	0	0	0	-	-
Richard David	1	0	0	0	-	0	0	0	0	-	-
Jean Hamel	5	0	0	0	-	16	0	0	0	-	-
Dale Hoganson	6	0	0	0	-	2	0	0	0	-	-
Pierre Lacroix	3	0	0	0	-	0	0	0	0	-	-
Randy Moller	1	0	0	0	-	2	0	0	0	-	-
Wally Weir	15	0	0	0	-	45	0	0	0	-	-
Goaltender	GP	W	L	SO	SA	SV	SV%	GAA	MIN	PIM	EN
Dan Bouchard	11	4	7	0	-	-	-	3.37	677	4	1
John Garrett	5	3	2	0	-	-	-	3.90	323	0	0

YEAR-BY-YEAR PLAYOFF STATISTICS

1983

PLAYER	GP	G	A	PTS	+/-	PIM	PPG	SHG	GWG	S	S%	
Peter Stastny	4	3	2	5	2	10	1	0	0	9	33.3	
Anton Stastny	4	2	2	4	2	0	0	0	0	12	16.7	
Alain Cote	4	0	3	3	0	0	0	0	0	6	0	
Dale Hunter	4	2	1	3	0	24	0	0	0	7	28.6	
Randy Moller	4	1	0	1	-3	4	1	0	1	10	10	
Wilf Paiement	4	0	1	1	0	4	0	0	0	9	0	
Dave Pichette	2	0	1	1	1	0	0	0	0	0	0	
Wally Weir	4	0	1	1	0	19	0	0	0	1	0	
Pierre Aubry	2	0	0	0	0	0	0	0	0	1	0	
Real Cloutier	4	0	0	0	-4	0	0	0	0	8	0	
Andre Dupont	4	0	0	0	-3	8	0	0	0	0	0	
Anders Eldebrink	1	0	0	0	0	0	0	0	0	1	0	
Michel Goulet	4	0	0	0	-2	6	0	0	0	10	0	
Jean Hamel	4	0	0	0	-4	2	0	0	0	1	0	
Pat Price	4	0	0	0	-1	14	0	0	0	12	0	
Jacques Richard	4	0	0	0	0	2	0	0	0	0	0	
Normand Rochefort	1	0	0	0	1	2	0	0	0	0	0	
Marian Stastny	2	0	0	0	0	0	0	0	0	1	0	
Marc Tardif	4	0	0	0	-2	2	0	0	0	4	0	
Blake Wesley	4	0	0	0	3	2	0	0	0	5	0	
Goaltender	GP	W	L	SO	SA	SV	SV%	GA	GAA	MIN	PIM	EN
Dan Bouchard	4	1	3	0	-	-	-	11	2.73	242	0	0

1984

PLAYER	GP	G	A	PTS	+/-	PIM	PPG	SHG	GWG	S	S%	
Peter Stastny	9	2	7	9	3	31	2	0	0	18	11.1	
Jean-Francois Sauve	9	2	5	7	-2	2	2	0	1	11	18.2	
Anton Stastny	9	2	5	7	2	7	0	0	0	16	12.5	
Michel Goulet	9	2	4	6	1	17	0	0	0	17	11.8	
Dale Hunter	9	2	3	5	-2	41	0	0	0	9	22.2	
Mario Marois	9	1	4	5	7	6	0	0	0	20	5	
Marian Stastny	9	2	3	5	1	2	0	0	1	15	13.3	
Wilf Paiement	9	3	1	4	-4	24	0	0	0	17	17.6	
Andre Savard	9	3	0	3	-2	2	0	2	1	22	13.6	
Blake Wesley	9	1	2	3	-5	20	0	0	1	10	10.0	
Bo Berglund	7	2	0	2	1	4	0	0	1	10	20.0	
Alain Cote	9	0	2	2	0	17	0	0	0	11	0	
Louis Sleigher	7	1	1	2	2	42	0	0	0	3	33.3	
Randy Moller	9	1	0	1	-2	45	0	0	0	9	11.1	
Pat Price	9	1	0	1	-2	10	0	0	0	13	7.7	
Normand Rochefort	6	1	0	1	6	6	0	0	0	7	14.3	
Andre Dore	9	0	0	0	-4	8	0	0	0	8	0	
Paul Gillis	1	0	0	0	0	2	0	0	0	0	0	
Rick LaPointe	3	0	0	0	0	0	0	0	0	4	0	
Jimmy Mann	3	0	0	0	0	22	0	0	0	0	0	
Tony McKegney	7	0	0	0	-5	0	0	0	0	9	0	
Wally Weir	1	0	0	0	0	17	0	0	0	0	0	
Goaltender	GP	W	L	SO	SA	SV	SV%	GA	GAA	MIN	PIM	EN
Dan Bouchard	9	5	4	0	224	199	.888	25	2.76	543	2	0

YEAR-BY-YEAR PLAYOFF STATISTICS

1985

PLAYER	GP	G	A	PTS	+/-	PIM	PPG	SHG	GWG	S	S%	
Peter Stastny	18	4	19	23	1	24	1	0	2	27	14.8	
Michel Goulet	17	11	10	21	3	17	7	0	0	51	21.6	
Brad Maxwell	18	2	9	11	5	35	1	0	0	37	5.4	
Brent Ashton	18	6	4	10	-6	13	1	1	1	28	21.4	
Alain Cote	18	5	5	10	5	11	0	0	1	32	15.6	
Dale Hunter	17	4	6	10	0	97	0	1	2	21	19.0	
Jean-Francois Sauve	18	5	5	10	-6	8	2	0	0	30	16.7	
Paul Gillis	18	1	7	8	1	73	0	0	0	25	4.0	
Mario Marois	18	0	8	8	-9	12	0	0	0	42	0	
Mark Kumpel	18	3	4	7	4	4	0	0	1	25	12.0	
Alain Lemieux	14	3	3	6	2	0	2	0	0	12	25.0	
Wilf Paiement	18	4	2	6	-4	58	0	0	0	40	10.0	
Anton Stastny	16	3	3	6	-3	6	1	0	1	28	10.7	
Bruce Bell	16	2	2	4	-2	21	1	0	0	11	18.2	
Randy Moller	18	2	2	4	3	40	1	0	0	32	6.3	
Pat Price	17	0	4	4	4	51	0	0	0	30	0	
Normand Rochefort	18	2	1	3	2	8	0	0	1	29	6.9	
Blake Wesley	6	1	0	1	-1	8	0	0	0	5	20.0	
Jean-Marc Gaulin	1	0	0	0	0	0	0	0	0	0	0	
Jimmy Mann	13	0	0	0	1	41	0	0	0	3	0	
Marian Stastny	2	0	0	0	-1	0	0	0	0	1	0	
Goaltender	GP	W	L	SO	SA	SV	SV%	GA	GAA	MIN	PIM	EN
Mario Gosselin	17	9	8	0	473	417	.882	54	3.06	1059	2	2
Dan Bouchard	1	0	1	0	24	17	.708	7	7.00	60	4	0

1986

PLAYER	GP	G	A	PTS	+/-	PIM	PPG	SHG	GWG	S	S%	
Brent Ashton	3	2	1	3	-1	9	0	1	0	11	18.2	
Michel Goulet	3	1	2	3	-2	10	1	0	0	12	8.3	
Alain Lemieux	1	1	2	3	-1	0	1	0	0	2	50.0	
Paul Gillis	3	0	2	2	0	14	0	0	0	6	0	
Robert Picard	3	0	2	2	-4	2	0	0	0	7	0	
Anton Stastny	3	1	1	2	-5	0	1	0	0	5	20.0	
Peter Andersson	2	0	1	1	-1	0	0	0	0	0	0	
Alain Cote	3	1	0	1	-2	0	0	0	0	8	12.5	
Mark Kumpel	2	1	0	1	-1	0	0	0	0	3	33.3	
Pat Price	3	0	1	1	0	4	0	0	0	4	0	
Risto Siltanen	3	0	1	1	-3	2	0	0	0	9	0	
Peter Stastny	3	0	1	1	-5	2	0	0	0	10	0	
Jeff Brown	1	0	0	0	0	0	0	0	0	0	0	
Gilbert DeLorme	2	0	0	0	-2	5	0	0	0	3	0	
Gord Donnelly	1	0	0	0	-2	0	0	0	0	1	0	
Mike Eagles	3	0	0	0	-1	2	0	0	0	4	0	
Dale Hunter	3	0	0	0	-1	15	0	0	0	9	0	
Greg Malone	1	0	0	0	-1	0	0	0	0	0	0	
Jimmy Mann	2	0	0	0	0	19	0	0	0	0	0	
Randy Moller	3	0	0	0	-1	26	0	0	0	4	0	
Steve Patrick	3	0	0	0	-1	6	0	0	0	1	0	
Jean-Francois Sauve	2	0	0	0	0	0	0	0	0	0	0	
Trevor Stienburg	1	0	0	0	-1	0	0	0	0	0	0	
Goaltender	GP	W	L	SO	SA	SV	SV%	GA	GAA	MIN	PIM	EN
Clint Malarchuk	3	0	2	0	81	70	.864	11	4.62	143	0	0
Mario Gosselin	1	0	1	0	22	17	.773	5	7.50	40	0	0

YEAR-BY-YEAR PLAYOFF STATISTICS

1987

PLAYER	GP	G	A	PTS	+/-	PIM	PPG	SHG	GWG	S	S%	
Peter Stastny	13	6	9	15	3	12	2	1	1	24	25.0	
Michel Goulet	13	9	5	14	-2	35	4	0	2	40	22.5	
John Ogradnick	13	9	4	13	0	6	3	0	2	41	22.0	
Robert Picard	13	2	10	12	3	10	1	0	0	31	6.5	
Anton Stastny	13	3	8	11	0	6	0	0	0	21	14.3	
Risto Siltanen	13	1	9	10	-4	8	1	0	0	26	3.8	
Dale Hunter	13	1	7	8	-5	56	1	0	0	15	6.7	
Jeff Brown	13	3	3	6	-3	2	2	0	0	24	12.5	
Paul Gillis	13	2	4	6	3	65	0	0	0	13	15.4	
Jason Lafreniere	12	1	5	6	-1	2	1	0	0	12	8.3	
Lane Lambert	13	2	4	6	2	30	0	0	0	21	9.5	
Alain Cote	13	2	3	5	0	2	0	0	0	26	7.7	
Randy Moller	13	1	4	5	5	23	0	0	0	15	6.7	
Basil McRae	13	3	1	4	-1	99	0	0	1	13	23.1	
Mike Hough	9	0	3	3	-1	26	0	0	0	6	0	
Normand Rochefort	13	2	1	3	-3	26	0	0	1	16	12.5	
Steven Finn	13	0	2	2	1	29	0	0	0	16	0	
Mike Eagles	4	1	0	1	-1	10	0	0	0	4	25.0	
Gord Donnelly	13	0	0	0	-2	53	0	0	0	9	0	
Greg Malone	1	0	0	0	0	0	0	0	0	0	0	
Goaltender	GP	W	L	SO	SA	SV	SV%	GA	GAA	MIN	PIM	EN
Mario Gosselin	11	7	4	0	326	289	.887	37	3.39	654	2	0
Clint Malarchuk	3	0	2	0	56	48	.857	8	3.43	140	0	0

1993

PLAYER	GP	G	A	PTS	+/-	PIM	PPG	SHG	GWG	S	S%	
Claude Lapointe	6	2	4	6	4	8	0	0	0	9	22.2	
Mike Ricci	6	0	6	6	5	8	0	0	0	7	0	
Joe Sakic	6	3	3	6	-3	2	1	0	0	24	12.5	
Steve Duchesne	6	0	5	5	0	6	0	0	0	14	0	
Scott Young	6	4	1	5	5	0	0	0	2	23	17.4	
Mats Sundin	6	3	1	4	-4	6	1	0	0	19	15.8	
Curtis Leschyshyn	6	1	1	2	3	6	1	0	0	5	20.0	
Martin Rucinsky	6	1	1	2	-3	4	1	0	0	10	10	
Steven Finn	6	0	1	1	-3	8	0	0	0	10	0	
Adam Foote	6	0	1	1	-3	2	0	0	0	6	0	
Alexei Gusarov	5	0	1	1	-3	0	0	0	0	7	0	
Mike Hough	6	0	1	1	0	2	0	0	0	18	0	
Valeri Kamensky	6	0	1	1	-1	6	0	0	0	21	0	
Andrei Kovalenko	4	1	0	1	-5	2	0	0	0	8	12.5	
Owen Nolan	5	1	0	1	-2	2	0	0	0	12	8.3	
Gino Cavallini	4	0	0	0	-1	0	0	0	0	2	0	
Kerry Huffman	3	0	0	0	-2	0	0	0	0	4	0	
David Karpa	3	0	0	0	0	0	0	0	0	3	0	
Scott Pearson	3	0	0	0	0	0	0	0	0	1	0	
Chris Simon	5	0	0	0	-2	26	0	0	0	8	0	
Craig Wolanin	4	0	0	0	1	4	0	0	0	2	0	
Goaltender	GP	W	L	SO	SA	SV	SV%	GA	GAA	MIN	PIM	EN
Ron Hextall	6	2	4	0	211	193	.915	18	2.90	372	0	0
Stephane Fiset	1	0	0	0	12	11	.917	1	2.86	21	0	0

YEAR-BY-YEAR PLAYOFF STATISTICS

1995

PLAYER	GP	G	A	PTS	+/-	PIM	PPG	SHG	GWG	S	S%	
Bob Bassen	5	2	4	6	2	0	0	0	0	10	20.0	
Peter Forsberg	6	2	4	6	2	4	1	0	0	13	15.4	
Scott Young	6	3	3	6	3	2	0	1	0	12	25.0	
Owen Nolan	6	2	3	5	2	6	0	0	0	12	16.7	
Joe Sakic	6	4	1	5	-4	0	1	1	1	15	26.7	
Mike Ricci	6	1	3	4	4	8	0	0	0	9	11.1	
Wendel Clark	6	1	2	3	-6	6	0	0	0	18	5.6	
Uwe Krupp	5	0	2	2	-2	2	0	0	0	13	0	
Sylvain Lefebvre	6	0	2	2	5	2	0	0	0	7	0	
Chris Simon	6	1	1	2	-1	19	0	0	1	9	11.1	
Craig Wolanin	6	1	1	2	5	4	0	0	0	8	12.5	
Rene Corbet	2	0	1	1	1	0	0	0	0	0	0	
Adam Deadmarsh	6	0	1	1	-3	0	0	0	0	6	0	
Steven Finn	4	0	1	1	-4	2	0	0	0	2	0	
Adam Foote	6	0	1	1	-3	14	0	0	0	6	0	
Valeri Kamensky	2	1	0	1	0	0	0	0	0	2	50.0	
Andrei Kovalenko	6	0	1	1	-3	2	0	0	0	6	0	
Janne Laukkanen	6	1	0	1	-2	2	0	0	0	11	9.1	
Curtis Leschyshyn	3	0	1	1	-1	4	0	0	0	3	0	
Bill Huard	1	0	0	0	-1	0	0	0	0	0	0	
Claude Lapointe	5	0	0	0	-1	8	0	0	0	0	0	
Paul MacDermid	3	0	0	0	0	2	0	0	0	1	0	
Goaltender	GP	W	L	SO	SA	SV	SV%	GA	GAA	MIN	PIM	EN
Stephane Fiset	4	1	2	0	115	99	.861	16	4.55	211	0	0
Jocelyn Thibault	3	1	2	0	76	68	.895	8	3.24	148	0	0
Garth Snow	1	0	0	0	3	2	.667	1	6.67	9	0	0

1996

PLAYER	GP	G	A	PTS	+/-	PIM	PPG	SHG	GWG	S	S%	
Joe Sakic	22	18	16	34	10	14	6	0	6	98	18.4	
Valeri Kamensky	22	10	12	22	11	28	3	0	2	56	17.9	
Peter Forsberg	22	10	11	21	10	18	3	0	1	50	20.0	
Sandis Ozolinsh	22	5	14	19	5	16	2	0	1	52	9.6	
Adam Deadmarsh	22	5	12	17	8	25	1	0	0	40	12.5	
Mike Ricci	22	6	11	17	-1	18	3	0	1	31	19.4	
Uwe Krupp	22	4	12	16	5	33	1	0	2	38	10.5	
Scott Young	22	3	12	15	6	10	0	0	0	61	4.9	
Claude Lemieux	19	5	7	12	5	55	3	0	0	81	6.2	
Alexei Gusarov	21	0	9	9	13	12	0	0	0	15	0	
Rene Corbet	8	3	2	5	3	2	1	0	1	9	33.3	
Mike Keane	22	3	2	5	1	16	0	0	1	22	13.6	
Sylvain Lefebvre	22	0	5	5	6	12	0	0	0	22	0	
Stephane Yelle	22	1	4	5	2	8	0	1	0	24	4.2	
Adam Foote	22	1	3	4	11	36	0	0	0	20	5.0	
Jon Klemm	15	2	1	3	6	0	1	0	0	11	18.2	
Curtis Leschyshyn	17	1	2	3	4	8	0	0	0	9	11.1	
Chris Simon	12	1	2	3	-2	11	0	0	0	9	11.1	
Dave Hannan	13	0	2	2	3	2	0	0	0	2	0	
Warren Rychel	12	1	0	1	4	23	0	0	0	4	25.0	
Craig Wolanin	7	1	0	1	2	8	0	0	1	5	20.0	
Troy Murray	8	0	0	0	-4	19	0	0	0	6	0	
Goaltender	GP	W	L	SO	SA	SV	SV%	GA	GAA	MIN	PIM	EN
Patrick Roy	22	16	6	3	649	598	.921	51	2.10	1454	0	0
Stephane Fiset	1	0	0	0	0	0	0	0	0	1	0	0

YEAR-BY-YEAR PLAYOFF STATISTICS

1997

PLAYER	GP	G	A	PTS	+/-	PIM	PPG	SHG	GWG	S	S%	
Joe Sakic	17	8	17	25	5	14	3	0	0	50	16.0	
Claude Lemieux	17	13	10	23	7	32	4	0	4	73	17.8	
Valeri Kamensky	17	8	14	22	-1	16	5	0	2	49	16.3	
Peter Forsberg	14	5	12	17	-6	10	3	0	0	35	14.3	
Sandis Ozolinsh	17	4	13	17	-1	24	2	0	1	39	10.3	
Adam Deadmarsh	17	3	6	9	-6	24	1	0	1	39	7.7	
Stephane Yelle	12	1	6	7	5	2	0	0	0	19	5.3	
Keith Jones	6	3	3	6	2	4	1	0	0	16	18.8	
Mike Ricci	17	2	4	6	1	17	0	0	1	21	9.5	
Scott Young	17	4	2	6	-1	14	2	0	0	21	19.0	
Eric Lacroix	17	1	4	5	2	19	0	0	0	15	6.7	
Rene Corbet	17	2	2	4	0	27	0	0	0	31	6.5	
Adam Foote	17	0	4	4	3	62	0	0	0	17	0	
Mike Keane	17	3	1	4	2	24	0	0	1	17	17.6	
Alexei Gusarov	17	0	3	3	3	14	0	0	0	9	0	
Aaron Miller	17	1	2	3	3	10	0	0	0	8	12.5	
Jon Klemm	17	1	1	2	-1	6	0	0	0	20	5.0	
Sylvain Lefebvre	17	0	0	0	-1	25	0	0	0	15	0	
Eric Messier	6	0	0	0	0	4	0	0	0	1	0	
Yves Sarault	5	0	0	0	0	2	0	0	0	2	0	
Brent Severyn	8	0	0	0	1	12	0	0	0	3	0	
Goaltender	GP	W	L	SO	SA	SV	SV%	GA	GAA	MIN	PIM	EN
Patrick Roy	17	10	7	3	559	521	.932	38	2.21	1034	12	2
Craig Billington	1	0	0	0	13	12	.923	1	3.00	20	0	0

1998

PLAYER	GP	G	A	PTS	+/-	PIM	PPG	SHG	GWG	S	S%	
Peter Forsberg	7	6	5	11	3	12	2	0	0	18	33.3	
Sandis Ozolinsh	7	0	7	7	-3	14	0	0	0	19	0	
Claude Lemieux	7	3	3	6	2	8	1	0	1	29	10.3	
Valeri Kamensky	7	2	3	5	1	18	1	0	0	17	11.8	
Joe Sakic	6	2	3	5	0	6	0	1	2	24	8.3	
Adam Deadmarsh	7	2	0	2	-1	4	1	0	0	14	14.3	
Tom Fitzgerald	7	0	1	1	-2	20	0	0	0	8	0	
Alexei Gusarov	7	0	1	1	1	6	0	0	0	3	0	
Uwe Krupp	7	0	1	1	2	4	0	0	0	18	0	
Stephane Yelle	7	1	0	1	-3	12	0	0	0	7	14.3	
Rene Corbet	2	0	0	0	0	2	0	0	0	5	0	
Adam Foote	7	0	0	0	-1	23	0	0	0	12	0	
Keith Jones	7	0	0	0	-1	13	0	0	0	12	0	
Jon Klemm	4	0	0	0	1	0	0	0	0	1	0	
Jari Kurri	4	0	0	0	-1	0	0	0	0	2	0	
Eric Lacroix	7	0	0	0	-2	6	0	0	0	5	0	
Sylvain Lefebvre	7	0	0	0	-1	4	0	0	0	4	0	
Aaron Miller	7	0	0	0	0	8	0	0	0	6	0	
Jeff Odgers	6	0	0	0	-1	25	0	0	0	4	0	
Warren Rychel	6	0	0	0	-2	24	0	0	0	4	0	
Goaltender	GP	W	L	SO	SA	SV	SV%	GA	GAA	MIN	PIM	EN
Patrick Roy	7	3	4	0	191	173	.906	18	2.51	430	0	1
Craig Billington	1	0	0	0	0	0	0	0	0	1	0	0

YEAR-BY-YEAR PLAYOFF STATISTICS

1999

PLAYER	GP	G	A	PTS	+/-	PIM	PPG	SHG	GWG	S	S%	
Peter Forsberg	19	8	16	24	7	31	1	1	0	54	14.8	
Joe Sakic	19	6	13	19	-2	8	1	1	1	56	10.7	
Theo Fleury	18	5	12	17	-2	20	2	0	0	56	8.9	
Claude Lemieux	19	3	11	14	5	26	1	0	0	69	4.3	
Adam Deadmarsh	19	8	4	12	2	20	3	0	0	44	18.2	
Milan Hejduk	16	6	6	12	3	4	1	0	3	38	15.8	
Sandis Ozolinsh	19	4	8	12	-5	22	3	0	1	56	7.1	
Valeri Kamensky	10	4	5	9	5	4	1	0	1	18	22.2	
Chris Drury	19	6	2	8	2	4	0	0	4	40	15.0	
Aaron Miller	19	1	5	6	8	10	0	0	0	22	4.5	
Adam Foote	19	2	3	5	3	24	1	0	0	28	7.1	
Dale Hunter	19	1	3	4	0	38	0	0	0	10	10.0	
Shjon Podein	19	1	1	2	-1	12	0	0	0	33	3.0	
Greg de Vries	19	0	2	2	3	22	0	0	0	7	0	
Jon Klemm	19	0	1	1	1	10	0	0	0	11	0	
Sylvain Lefebvre	19	0	1	1	6	12	0	0	0	16	0	
Jeff Odgers	15	1	0	1	0	14	0	0	1	3	33.3	
Warren Rychel	12	0	1	1	-1	14	0	0	0	6	0	
Stephane Yelle	10	0	1	1	-1	6	0	0	0	18	0	
Shean Donovan	5	0	0	0	0	2	0	0	0	1	0	
Alexei Gusarov	5	0	0	0	1	2	0	0	0	2	0	
Eric Messier	3	0	0	0	-1	0	0	0	0	1	0	
Goaltender	GP	W	L	SO	SA	SV	SV%	GA	GAA	MIN	PIM	EN
Patrick Roy	17	10	7	3	559	521	.932	38	2.21	1034	12	2
Craig Billington	1	0	0	0	13	12	.923	1	3.00	20	0	0

2000

PLAYER	GP	G	A	PTS	+/-	PIM	PPG	SHG	GWG	S	S%	
Adam Deadmarsh	17	4	11	15	7	21	1	0	1	41	9.8	
Peter Forsberg	16	7	8	15	9	12	2	1	4	54	13.0	
Chris Drury	17	4	10	14	7	4	1	0	2	44	9.1	
Sandis Ozolinsh	17	5	5	10	1	20	3	0	1	42	11.9	
Ray Bourque	13	1	8	9	4	8	0	0	0	28	3.6	
Milan Hejduk	17	5	4	9	-7	6	3	0	1	50	10.0	
Joe Sakic	17	2	7	9	-5	8	2	0	0	48	4.2	
Adam Foote	16	0	7	7	6	28	0	0	0	15	0	
Dave Andreychuk	17	3	2	5	-3	18	2	0	0	38	7.9	
Shjon Podein	17	5	0	5	4	8	0	0	1	26	19.2	
Dave Reid	17	1	3	4	4	0	0	0	0	24	4.2	
Jon Klemm	17	2	1	3	4	9	0	0	0	16	12.5	
Alex Tanguay	17	2	1	3	-2	2	1	0	1	13	15.4	
Stephane Yelle	17	1	2	3	3	4	0	0	0	25	4.0	
Aaron Miller	17	1	1	2	4	6	0	0	0	10	10.0	
Martin Skoula	17	0	2	2	-3	4	0	0	0	14	0	
Serge Aubin	17	0	1	1	1	6	0	0	0	8	0	
Eric Messier	14	0	1	1	1	4	0	0	0	3	0	
Jeff Odgers	4	0	0	0	0	0	0	0	0	0	0	
Greg de Vries	5	0	0	0	2	4	0	0	0	1	0	
Goaltender	GP	W	L	SO	SA	SV	SV%	GA	GAA	MIN	PIM	EN
Patrick Roy	17	11	6	3	431	400	.928	31	1.79	1039	4	1

YEAR-BY-YEAR PLAYOFF STATISTICS

2001

PLAYER	GP	G	A	PTS	+/-	PIM	PPG	SHG	GWG	S	S%	
Joe Sakic	21	13	13	26	6	6	5	0	3	79	16.5	
Milan Hejduk	23	7	16	23	8	6	4	0	1	51	13.7	
Alex Tanguay	23	6	15	21	13	8	1	0	2	37	16.2	
Rob Blake	23	6	13	19	6	16	3	0	0	83	7.2	
Chris Drury	23	11	5	16	5	4	2	0	2	62	17.7	
Peter Forsberg	11	4	10	14	5	6	1	0	2	23	17.4	
Ray Bourque	21	4	6	10	9	12	3	0	1	49	8.2	
Ville Nieminen	23	4	6	10	-1	20	3	0	1	39	10.3	
Adam Foote	23	3	4	7	5	47	1	0	1	28	10.7	
Dan Hinote	23	2	4	6	4	21	0	0	0	16	12.5	
Shjon Podein	23	2	3	5	3	14	0	0	1	16	12.5	
Steven Reinprecht	22	2	3	5	0	2	0	0	0	14	14.3	
Martin Skoula	23	1	4	5	1	8	0	0	0	14	7.1	
Chris Dingman	16	0	4	4	3	14	0	0	0	8	0	
Eric Messier	23	2	2	4	0	14	0	0	0	20	10.0	
Dave Reid	18	0	4	4	2	6	0	0	0	8	0	
Jon Klemm	22	1	2	3	7	16	0	0	1	14	7.1	
Stephane Yelle	23	1	2	3	2	8	0	0	1	23	4.3	
Greg de Vries	23	0	1	1	5	20	0	0	0	20	0	
Bryan Muir	3	0	0	0	0	0	0	0	0	0	0	
Scott Parker	4	0	0	0	0	2	0	0	0	0	0	
Goaltender	GP	W	L	SO	SA	SV	SV%	GA	GAA	MIN	PIM	EN
Patrick Roy	23	16	7	4	622	581	.934	41	1.70	1451	0	0
David Aebischer	1	0	0	0	0	0	0	0	0	1	0	0

2002

PLAYER	GP	G	A	PTS	+/-	PIM	PPG	SHG	GWG	S	S%	
Peter Forsberg	20	9	18	27	8	20	0	0	4	35	25.7	
Joe Sakic	21	9	10	19	-2	4	4	0	1	76	11.8	
Alex Tanguay	19	5	8	13	-8	0	3	0	0	20	25.0	
Greg de Vries	21	4	9	13	1	2	0	0	1	41	9.8	
Rob Blake	20	6	6	12	-1	16	1	0	0	67	9.0	
Chris Drury	21	5	7	12	4	10	1	0	3	56	8.9	
Steven Reinprecht	21	7	5	12	7	8	0	0	2	29	24.1	
Adam Foote	21	1	6	7	-2	28	0	0	0	26	3.8	
Milan Hejduk	16	3	3	6	-4	4	1	0	0	45	6.7	
Martin Skoula	21	0	6	6	-5	2	0	0	0	13	0	
Mike Keane	18	1	4	5	0	8	0	0	0	24	4.2	
Riku Hahl	21	1	2	3	-3	0	0	0	0	17	5.9	
Dan Hinote	19	1	2	3	-3	9	0	0	0	16	6.3	
Darius Kasparaitis	21	0	3	3	10	18	0	0	0	18	0	
Eric Messier	21	1	2	3	-4	0	0	0	0	18	5.6	
Brad Larsen	21	1	1	2	-4	13	0	0	0	8	12.5	
Stephane Yelle	20	0	2	2	-3	14	0	0	0	21	0	
Brian Willsie	4	0	1	1	0	2	0	0	0	4	0	
Bryan Muir	21	0	0	0	-3	2	0	0	0	8	0	
Pascal Trepanier	2	0	0	0	-1	0	0	0	0	0	0	
Radim Vrbata	9	0	0	0	-5	0	0	0	0	19	0	
Goaltender	GP	W	L	SO	SA	SV	SV%	GA	GAA	MIN	PIM	EN
Patrick Roy	21	11	10	3	572	520	.909	52	2.51	1241	0	3
David Aebischer	1	0	0	0	14	13	.929	1	1.76	34	2	0

YEAR-BY-YEAR PLAYOFF STATISTICS

2003

PLAYER	GP	G	A	PTS	+/-	PIM	PPG	SHG	GWG	S	S%	
Joe Sakic	7	6	3	9	1	2	2	0	1	26	23.1	
Peter Forsberg	7	2	6	8	3	6	1	0	0	23	8.7	
Milan Hejduk	7	2	2	4	4	2	1	0	0	21	9.5	
Rob Blake	7	1	2	3	2	8	0	0	0	27	3.7	
Dan Hinote	7	1	2	3	0	2	0	0	0	9	11.1	
Derek Morris	7	0	3	3	2	6	0	0	0	12	0	
Steven Reinprecht	7	1	2	3	1	0	0	0	0	9	11.1	
Alex Tanguay	7	1	2	3	-2	4	0	0	1	10	10.0	
Bates Battaglia	7	0	2	2	1	4	0	0	0	14	0	
Riku Hahl	6	0	2	2	2	2	0	0	0	11	0	
Greg de Vries	7	2	0	2	2	0	0	0	0	12	16.7	
Adam Foote	6	0	1	1	2	8	0	0	0	3	0	
Martin Skoula	7	0	1	1	-1	4	0	0	0	4	0	
Brian Willsie	6	1	0	1	1	2	0	0	1	7	14.3	
Serge Aubin	5	0	0	0	1	4	0	0	0	4	0	
Mike Keane	6	0	0	0	0	2	0	0	0	1	0	
Bryan Marchment	7	0	0	0	1	4	0	0	0	3	0	
Chris McAllister	1	0	0	0	0	0	0	0	0	0	0	
Eric Messier	5	0	0	0	0	0	0	0	0	2	0	
Scott Parker	1	0	0	0	0	2	0	0	0	0	0	
Jeff Shantz	6	0	0	0	1	4	0	0	0	7	0	
Goaltender	GP	W	L	SO	SA	SV	SV%	GA	GAA	MIN	PIM	EN
Patrick Roy	7	3	4	1	177	161	.910	16	2.27	423	0	0

2004

PLAYER	GP	G	A	PTS	+/-	PIM	PPG	SHG	GWG	S	S%	
Joe Sakic	11	7	5	12	0	8	1	1	2	35	20.0	
Peter Forsberg	11	4	7	11	6	12	1	0	1	16	25.0	
Milan Hejduk	11	5	2	7	6	0	2	0	0	30	16.7	
Marek Svatos	11	1	5	6	3	2	0	0	1	25	4	
Rob Blake	9	0	5	5	0	6	0	0	0	17	0	
Bob Boughner	11	0	4	4	5	6	0	0	0	13	0	
Adam Foote	11	0	4	4	-2	10	0	0	0	6	0	
Steve Konowalchuk	11	4	0	4	-4	12	4	0	1	25	16	
Alex Tanguay	8	2	2	4	1	2	1	0	1	6	33.3	
Teemu Selanne	10	0	3	3	-2	2	0	0	0	9	0	
Matthew Barnaby	11	0	2	2	-3	27	0	0	0	10	0	
Andrei Nikolishin	11	0	2	2	-3	4	0	0	0	7	0	
Karlis Skrastins	11	0	2	2	-2	2	0	0	0	14	0	
Riku Hahl	7	1	0	1	0	2	0	0	0	12	8.3	
Darby Hendrickson	6	1	0	1	-1	2	0	0	0	5	20.0	
Dan Hinote	11	1	0	1	2	0	0	1	0	15	6.7	
Paul Kariya	1	0	1	1	-1	0	0	0	0	2	0	
John-Michael Liles	11	0	1	1	1	4	0	0	0	21	0	
Ossi Vaananen	11	0	1	1	3	18	0	0	0	4	0	
Chris Gratton	11	0	0	0	-1	27	0	0	0	12	0	
Kurt Sauer	3	0	0	0	0	0	0	0	0	1	0	
Goaltender	GP	W	L	SO	SA	SV	SV%	GA	GAA	MIN	PIM	EN
David Aebischer	11	6	5	1	295	272	.922	23	2.08	662	2	1
Tommy Salo	1	0	0	0	7	7	1	0	0	26	2	0

YEAR-BY-YEAR PLAYOFF STATISTICS

2006

PLAYER	GP	G	A	PTS	+/-	PIM	PPG	SHG	GWG	S	S%	
Andrew Brunette	9	3	6	9	-2	8	1	0	1	15	20.0	
Joe Sakic	9	4	5	9	-1	6	1	0	1	21	19.0	
Milan Hejduk	9	2	6	8	3	2	0	0	0	24	8.3	
Alex Tanguay	9	2	4	6	1	12	0	0	1	20	10.0	
Jim Dowd	9	2	3	5	3	20	0	1	0	6	33.3	
Rob Blake	9	3	1	4	1	8	2	0	1	42	7.1	
Brett Clark	9	2	2	4	-2	2	0	1	0	19	10.5	
Wojtek Wolski	8	1	3	4	-3	2	0	0	0	9	11.1	
John-Michael Liles	9	1	2	3	-1	6	1	0	0	15	6.7	
Dan Hinote	9	1	1	2	-2	31	0	0	0	10	10.0	
Antti Laaksonen	9	0	2	2	-3	2	0	0	0	16	0	
Pierre Turgeon	5	0	2	2	-3	6	0	0	0	9	0	
Patrice Brisebois	9	0	1	1	-7	4	0	0	0	10	0	
Ian Laperriere	9	0	1	1	-6	27	0	0	0	9	0	
Brett McLean	8	0	1	1	-5	4	0	0	0	8	0	
Brad Richardson	9	1	0	1	-3	6	0	0	0	7	14.3	
Karlis Skrastins	9	0	1	1	-3	10	0	0	0	9	0	
Steve Konowalchuk	2	0	0	0	-1	4	0	0	0	1	0	
Brad May	3	0	0	0	-3	0	0	0	0	5	0	
Kurt Sauer	9	0	0	0	-3	4	0	0	0	1	0	
Ossi Vaananen	1	0	0	0	0	0	0	0	0	1	0	
Goaltender	GP	W	L	SO	SA	SV	SV%	GA	GAA	MIN	PIM	EN
Jose Theodore	9	4	5	0	296	267	.902	29	3.04	573	0	2

2008

PLAYER	GP	G	A	PTS	+/-	PIM	PPG	SHG	GWG	S	S%	
Joe Sakic	10	2	8	10	-7	0	0	0	1	30	6.7	
Andrew Brunette	10	5	3	8	-5	2	3	0	0	18	27.8	
Milan Hejduk	10	3	3	6	-6	4	2	0	0	18	16.7	
Tyler Arnason	10	2	3	5	-2	2	1	0	0	27	7.4	
Peter Forsberg	7	1	4	5	3	14	0	0	0	13	7.7	
John-Michael Liles	10	2	3	5	-1	2	1	0	0	21	9.5	
Ruslan Salei	10	1	4	5	0	4	1	0	0	10	10	
Ryan Smyth	8	2	3	5	-1	2	1	0	1	22	9.1	
Wojtek Wolski	7	2	3	5	-1	2	1	0	1	12	16.7	
Jordan Leopold	7	0	3	3	0	0	0	0	0	5	0	
Paul Stastny	9	2	1	3	-1	6	0	0	1	16	12.5	
Jeff Finger	5	0	2	2	-2	4	0	0	0	7	0	
Ian Laperriere	10	1	1	2	0	19	0	0	0	12	8.3	
Cody McLeod	10	1	1	2	-3	26	0	0	0	16	6.3	
Ben Guite	10	1	0	1	1	14	0	1	0	9	11.1	
Scott Hannan	9	0	1	1	0	4	0	0	0	10	0	
T.J. Hensick	2	0	1	1	1	0	0	0	0	4	0	
David Jones	10	0	1	1	0	6	0	0	0	18	0	
Cody McCormick	4	0	1	1	-2	7	0	0	0	5	0	
Kurt Sauer	10	1	0	1	-3	8	0	0	0	5	20.0	
Adam Foote	10	0	0	0	-6	6	0	0	0	5	0	
Jaroslav Hlinka	1	0	0	0	-1	0	0	0	0	2	0	
Wyatt Smith	1	0	0	0	0	0	0	0	0	1	0	
Goaltender	GP	W	L	SO	SA	SV	SV%	GA	GAA	MIN	PIM	EN
Jose Theodore	10	4	6	0	286	259	.906	27	3.15	514	0	0
Peter Budaj	3	0	0	0	65	59	.908	6	3.33	108	0	0

YEAR-BY-YEAR PLAYOFF STATISTICS

2010

PLAYER	GP	G	A	PTS	+/-	PIM	PPG	SHG	GWG	S	S%	
Paul Stastny	6	1	4	5	-2	4	1	0	0	13	7.7	
Brandon Yip	6	2	2	4	-3	6	0	0	0	13	15.4	
Matt Duchene	6	0	3	3	-2	0	0	0	0	9	0	
Chris Stewart	6	3	0	3	-1	4	0	0	1	20	15.0	
Kyle Cumiskey	6	1	1	2	-7	2	0	0	0	3	33.3	
T.J. Galiardi	6	0	2	2	-1	6	0	0	0	8	0	
John-Michael Liles	6	1	1	2	-2	4	1	0	0	14	7.1	
Adam Foote	6	0	1	1	-4	10	0	0	0	6	0	
Milan Hejduk	3	1	0	1	0	0	0	0	0	4	25.0	
Ryan O'Reilly	6	1	0	1	0	2	0	0	1	7	14.3	
Marek Svatos	3	1	0	1	-1	2	0	0	0	10	10.0	
Ryan Wilson	4	0	1	1	-1	0	0	0	0	2	0	
Brett Clark	1	0	0	0	0	0	0	0	0	3	0	
Chris Durno	1	0	0	0	0	0	0	0	0	0	0	
Scott Hannan	6	0	0	0	3	4	0	0	0	3	0	
Matt Hendricks	6	0	0	0	-2	0	0	0	0	5	0	
Cody McLeod	6	0	0	0	-2	5	0	0	0	4	0	
Kevin Porter	4	0	0	0	-2	0	0	0	0	2	0	
Kyle Quincey	6	0	0	0	2	8	0	0	0	14	0	
Ruslan Salei	1	0	0	0	0	0	0	0	0	0	0	
Ryan Stoa	1	0	0	0	0	2	0	0	0	1	0	
Darcy Tucker	6	0	0	0	-1	2	0	0	0	4	0	
Stephane Yelle	6	0	0	0	-1	2	0	0	0	4	0	
Goaltender	GP	W	L	SO	SA	SV	SV%	GA	GAA	MIN	PIM	EN
Craig Anderson	6	2	4	1	239	223	.933	16	2.62	366	0	2
Peter Budaj	1	0	0	0	4	3	.750	1	6.67	9	0	0

2014

YEAR-BY-YEAR PLAYOFF STATISTICS

2018

PLAYER	GP	G	A	PTS	+/-	PIM	PPG	SHG	GWG	S	S%
Gabriel Landeskog	6	4	3	7	-4	8	2	0	0	17	23.5
Nathan MacKinnon	6	3	3	6	-2	4	0	0	1	28	10.7
Tyson Barrie	6	0	4	4	-3	2	0	0	0	12	0
Mikko Rantanen	6	0	4	4	-1	0	0	0	0	10	0
Matt Nieto	6	0	3	3	-1	2	0	0	0	5	0
J.T. Compher	6	0	3	3	-2	2	0	0	0	4	0
Nikita Zadorov	6	1	2	3	1	32	0	0	0	9	11.1
Carl Soderberg	6	0	2	2	-3	2	0	0	0	8	0
Alexander Kerfoot	6	2	0	2	-1	2	0	0	0	7	28.6
Blake Comeau	6	2	0	2	-3	2	0	0	0	9	22.2
Gabriel Bourque	6	2	0	2	1	0	0	0	0	6	33.3
Colin Wilson	6	0	1	1	-2	0	0	0	0	8	0
Mark Barberio	6	0	1	1	-1	6	0	0	0	11	0
Sven Andrighetto	6	1	0	1	1	6	0	0	1	12	8.3
Tyson Jost	6	0	1	1	-2	0	0	0	0	9	0
Patrik Nemeth	6	0	1	1	-2	4	0	0	0	8	0
David Warsofsky	4	0	0	0	1	2	0	0	0	2	0
Samuel Girard	3	0	0	0	-3	0	0	0	0	6	0
Duncan Siemens	5	0	0	0	-4	0	0	0	0	1	0
Goaltender	GP	W	L	SO	SA	SV	SV%	GA	GAA	MIN	PIM
Andrew Hammond	3	1	1	0	90	84	.933	6	2.63	137:29	0
Jonathan Bernier	4	1	3	0	120	106	.883	14	3.87	217:04	0

2019

PLAYER	GP	G	A	PTS	+/-	PIM	PPG	SHG	GWG	S	S%
Mikko Rantanen	12	6	8	14	-1	4	2	0	2	34	17.6
Nathan MacKinnon	12	6	7	13	-4	2	2	0	3	57	10.5
Colin Wilson	12	4	4	8	0	2	3	0	0	25	16.0
Gabriel Landeskog	12	3	5	8	-2	10	0	0	1	39	7.7
Tyson Barrie	12	1	7	8	1	4	0	0	0	32	3.1
Matt Nieto	12	4	3	7	6	2	0	2	0	18	22.2
J.T. Compher	12	4	2	6	1	0	0	0	0	18	22.2
Cale Makar	10	1	5	6	3	0	0	0	1	14	7.1
Ian Cole	12	0	5	5	6	16	0	0	0	11	0
Tyson Jost	12	3	1	4	3	0	0	0	0	21	14.3
Matt Calvert	8	0	4	4	3	18	0	0	0	11	0
Erik Johnson	12	2	1	3	-1	4	0	0	0	25	8.0
Alexander Kerfoot	12	0	3	3	-1	6	0	0	0	17	0
Carl Soderberg	12	0	2	2	4	8	0	0	0	25	0
Samuel Girard	9	0	2	2	3	0	0	0	0	6	0
Gabriel Bourque	12	1	0	1	0	2	0	0	0	7	14.3
Derick Brassard	9	0	1	1	-2	8	0	0	0	11	0
Nikita Zadorov	12	0	0	0	-5	24	0	0	0	11	0
Patrik Nemeth	7	0	0	0	4	4	0	0	0	8	0
Sven Andrighetto	5	0	0	0	-2	2	0	0	0	7	0
Goaltender	GP	W	L	SO	SA	SV	SV%	GA	GAA	MIN	PIM
Philipp Grubauer	12	7	5	1	373	345	.925	28	2.30	732	0

YEAR-BY-YEAR PLAYOFF STATISTICS

2020

PLAYER	GP	G	A	PTS	+/-	PIM	PPG	SHG	GWG	S	S%	
Nathan MacKinnon	15	9	16	25	13	12	3	0	0	65	13.9	
Mikko Rantanen	15	7	14	21	11	6	2	0	0	55	12.7	
Nazem Kadri	15	9	9	18	3	10	6	0	5	56	16.1	
Andre Burakovsky	15	7	10	17	7	4	1	0	1	24	29.2	
Cale Makar	15	4	11	15	12	0	2	0	2	36	11.1	
Gabriel Landeskog	14	2	11	13	7	12	0	0	0	35	5.7	
Samuel Girard	15	1	9	10	4	6	1	0	1	20	5.0	
J.T. Compher	15	3	5	8	7	4	0	0	0	27	11.1	
Joonas Donskoi	9	3	3	6	1	2	0	0	0	9	33.3	
Vladislav Namestnikov	12	4	1	5	1	4	0	0	0	17	23.5	
Nikita Zadorov	15	3	2	5	5	18	0	0	0	16	18.8	
Valeri Nichushkin	15	2	1	3	0	2	0	0	0	18	11.1	
Pierre-Edouard Bellemare	15	2	1	3	0	6	0	0	0	21	9.5	
Matt Calvert	8	1	2	3	1	4	0	0	0	19	5.3	
Matt Nieto	14	1	2	3	1	4	0	0	0	18	5.6	
Ryan Graves	15	1	2	3	9	6	0	0	0	33	3.0	
Ian Cole	15	0	2	2	2	10	0	0	0	21	0	
Erik Johnson	9	0	2	2	3	0	0	0	0	25	0	
Tyson Jost	12	1	0	1	-1	8	0	0	0	19	5.3	
Logan O'Connor	5	0	1	1	0	0	0	0	0	5	0	
Kevin Connaughton	4	0	1	1	-2	6	0	0	0	6	0	
Conor Timmins	2	0	0	0	1	4	0	0	0	0	--	
Sheldon Dries	1	0	0	0	0	0	0	0	0	2	0	
Goaltender	GP	W	L	OT	SO	SA	SV	SV%	GA	GAA	MIN	PIM
Philipp Grubauer	7	5	0	1	1	153	141	.922	12	1.87	385:20	0
Michael Hutchinson	4	2	1	0	0	100	91	.910	9	2.75	196:11	0
Pavel Francouz	6	2	4	0	1	157	140	.892	17	3.23	315:45	0